

Texto del Estudiante

Inglés

6^o



Programa Inglés Abre Puertas

It's my Turn

Texto del Estudiante 6°

Programa Inglés Abre Puertas

División de Educación General

Ministerio de Educación

Gobierno de Chile

ISBN

978-956-292-590-7

Año de impresión

2017

2° edición

Equipo idea original

Ejecución del proyecto

Universidad Católica Silva Henríquez

Coordinador de ejecución de proyecto

Mauricio Véliz Campos

Coordinadora y asesora experta de guionistas

Katica Obilinovic Reyes

Revisión

María Paz Gatica Riquelme

Guionistas

Marcela Fuentes Delgado

Andrea Luci Alarcón

Ashleigh White

Pablo Poduje

Asistente

Priscilla Duarte Max-Moerbeck

Equipo alineación curricular 2016

Alejandra Echagüe Callejas

Rodrigo Achá Oliva

Karina Abarca Page

Dirección de arte y diseño

Paula Riveros Madariaga

Ilustración y diagramación

Francisca Acuña Muñoz

Gabriela Salamanca Araya

Corrección de estilo

Carmen Oria Garriz

Daniela Oróstegui Iribarren

Agradecimientos especiales a los integrantes del equipo del Programa Inglés Abre Puertas que participaron y apoyaron en el proceso de alineación curricular de este texto.

Impreso en XXXX

Se terminó de imprimir esta 2° edición de XXXX ejemplares en el mes de XXXX del XXXX.



Nombre: _____

Curso: _____

Escuela: _____

Índice

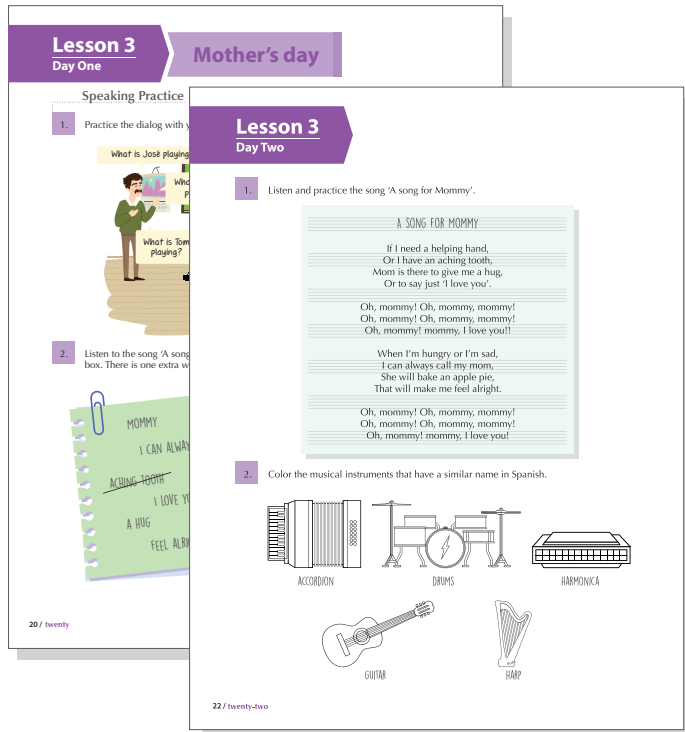
Unidad	Lecciones	Estructuras
I	School starts again	<ul style="list-style-type: none">- Verbo ser o estar- Verbo ser o estar en pasado- Presente simple- Pasado simple- Futuro <i>will</i>- Singulares y plurales- Verbos regulares en pasado- Verbos irregulares en pasado- Marcadores de tiempo- Adjetivos- Sustantivos contables e incontables
II	What's your favorite sport?	<ul style="list-style-type: none">- Presente continuo- Palabras para hacer preguntas- Adverbios de frecuencia- Adjetivos- Verbos regulares en pasado- Verbos irregulares en pasado- Verbos modales (<i>can, can't, could</i>)
III	The chocolate cake was great!	<ul style="list-style-type: none">- Presente continuo- Palabras para hacer preguntas- Adjetivos- Adverbios de frecuencia- Verbos- Marcadores de tiempo- Expresar preferencias- Verbos modales (<i>can, can't</i>)
IV	Do you like outdoor activities?	<ul style="list-style-type: none">- Adjetivos comparativos- Forma condicional (<i>would /'d</i>)- Preposiciones de lugar- Adverbios
V	Do you remember?	<ul style="list-style-type: none">- Gran consolidación

Vocabulario	Juegos, rimas, canciones y poemas	Actitudes
<ul style="list-style-type: none"> - Miembros de la familia - Estaciones del año - Días de la semana - El clima - Abecedario - Estados de ánimo - Instrumentos musicales 	<ul style="list-style-type: none"> - If you're happy - The "ABC" rap - A song for Mommy - When I was nine - This little pig 	<ul style="list-style-type: none"> - Demostrar curiosidad e interés por conocer tanto su propia realidad como otras realidades y culturas, valorando lo propio y ampliando su conocimiento de mundo.
<ul style="list-style-type: none"> - Comida - Deportes, actividades físicas y pasatiempos - Números - Juegos - Instrumentos musicales 	<ul style="list-style-type: none"> - I like sports - Autumn rap - Easter rhyme 	<ul style="list-style-type: none"> - Manifestar una actitud positiva frente a sí mismo y sus capacidades para aprender un nuevo idioma.
<ul style="list-style-type: none"> - La comida - Números del 1 al 100 - La hora - Celebraciones - Prendas de vestir 	<ul style="list-style-type: none"> - I like sports - When I was a boy 	<ul style="list-style-type: none"> - Demostrar respeto ante otras personas, realidades o culturas, reconociendo sus aportes y valorando la diversidad de modos de vida.
<ul style="list-style-type: none"> - Viajes - Números ordinales - Colores - Lugares - Naturaleza - Países de habla inglesa 	<ul style="list-style-type: none"> - Celebrations! - Spring is here! 	<ul style="list-style-type: none"> - Manifestar un estilo de trabajo y estudio riguroso y perseverante para alcanzar los propósitos de la asignatura.

Conoce tu libro

Comienzo de unidad

Cada unidad comenzará con el detalle de las estructuras, vocabulario, juegos, rimas y canciones que aprenderás.



El detalle de cada lección

Cada lección ha sido diseñada para ser trabajada en dos días de clases. De este modo, cada lección tendrá un "Day One" (Día uno) y un "Day Two" (Día dos).

Encontrarás actividades llamadas "Speaking Practice" para practicar la producción oral junto a tus compañeros y compañeras.

En ocasiones, te encontrarás con actividades "Extra challenge!" (¡Desafíos extra!), que desafiarán tus habilidades de producción oral para seguir interactuando con tus compañeros y compañeras.

Algunas lecciones contienen "Pictionary" (Diccionarios gráficos) que serán de ayuda para el desarrollo de algunas actividades.



Algunas lecciones han sido diseñadas especialmente para desarrollar la comprensión de lectura y/o expresión escrita, por lo que las actividades presentarán títulos señalando lo que se hace antes, durante y después de leer.

Lesson 1 Day One

Back from vacation

Speaking Practice

1. Practice the dialog with your partner. Then change roles.



2. Before we read
Look at the pictures. What do you think the text is going to be about?



3. Look at the text and identify the type of text and circle one option:

- ☐ a newspaper
☐ a brochure
☐ an email

100 / one hundred and two

4. Reading
Read the text and check your predictions.

<p>From: Angélica To: José Subject: My vacations.</p> <p>Dear José:</p> <p>During my vacations I didn't go anywhere. I stayed home with my family. I read some books and helped my parents with the housework. What about you?</p> <p>Angélica.</p>	<p>From: José To: Angélica Subject: Hello!</p> <p>Dear Angélica:</p> <p>I went to Valle del Elqui. My aunt has friends there and we visited them but I didn't have fun because I got sick. I brought home some souvenirs from the valley and a book.</p> <p>See you soon!</p> <p>José.</p>
---	--

5. Read the text again and sequence the events in the correct order. Use the words from the box.

1st FIRST	2nd SECOND
3rd THIRD	4th FOURTH

1. 1st (FIRST) I went to Valle del Elqui.
2. I got sick.
3. My aunt has friends.
4. I didn't have fun.
5. I brought home some souvenirs.

6. After we read
Answer the questions with your own information to make a paragraph.

1. Where did you go on your last vacations?
2. What did you read during your vacations?
3. Who did you visit to during your vacations?
4. What did you bring home from your vacations?

In my last vacations,
(1) I went to the beach.
(2) _____
(3) _____
(4) _____
I had a good time!
Bye!

Did you know...
that the fifty stars on the flag of the United States represent the 50 states of the country?

one hundred and three / 103

After we read
Answer the questions
Where did you go on your last vacation?
What did you read during your vacations?
Who did you visit to during your vacations?
What did you bring home from your vacations?

La lección final de cada unidad tendrá un color distinto y cubrirá los temas aprendidos a lo largo de ella.

Lesson 7 Day One

Review

Speaking Practice

1. Practice the dialog with your partner. Then change roles.



Extra challenge!
Now practice the dialog using all these activities:



66 / sixty-six

Self Evaluation Unit 2

Now, I can...

- Listen and understand dialogs about sports and physical activities, hobbies and interests, needs, actions, common expressions, the rhymes "This little pig", "Easter" and the songs "I like sports" and "Autumn rap".
- Read and understand dialogs about sports and physical activities, hobbies and interests, needs, actions, common expressions, the rhymes "This little pig", "Easter", the songs "I like sports" and "Autumn rap" and a comic.
- Use words related to frequency of actions, sports and physical activities, hobbies and interests, needs, actions and common expressions.
- Describe actions happening now and frequency of actions.
- Express preferences, needs, ability and make questions.
- Play "The Easter Eggs game", using "How many".
- Differentiate healthy and unhealthy habits.

Total

2. Circle the correct answer.

1. My dad works three years.
a) are
b) was
c) were
d) has been
2. My friends are from the city.
a) are
b) was
c) were
d) has been
3. You were at the party last night.
a) wasn't
b) weren't
c) hasn't
d) haven't
4. I wasn't at the party last night.
a) last night
b) last week
c) last month
d) last year
5. José and I went to the park on Monday.
a) on Monday
b) on Tuesday
c) on Wednesday
d) on Thursday

3. Complete the tips with the extra words.

- MILK
FOOTBALL
SOFTBALL
BASKETBALL
VOLLEYBALL
TENNIS
GOLF
CHESS
GARDENING
FISHING
HUNTING
CLIMBING
SKATING
JOGGING
SWIMMING
CAMPING
BOATING
FERRIS WHEEL
ROLLER SKATING
HOPSCOTCH
JUMP ROPE
TAG
HORSEBACK RIDING
ARCHERY
BASEBALL
BADMINTON
TABLE TENNIS
CARROM
CHECKERS
DARTS
GO
HOCKEY
NETBALL
RUGBY
SQUASH
VOLLEYBALL
WATER POLO
WRESTLING
YOGA
ZORBIING

1. Play football with my friends.
2. Playing basketball.
3. Watching TV.
4. Eating fruit and vegetables.
5. Drinking water.

4. Read the sentences and write the correct answer.

1. I speak English with my friends.
2. I play sports at school.
3. I watch TV at night.
4. I eat fruit and vegetables.
5. I eat chocolate and sweets.
6. I play bowling with my friends.

Además, al final de cada unidad podrás autoevaluar tus aprendizajes.

Personajes


¡Hola niños y niñas! Yo soy el **señor Campos**, el profesor de la escuela. Hablo inglés y español. Hace mucho tiempo vine a este lugar, y me gustó tanto que quise quedarme.

¡Hola a todos! Mi nombre es **Angélica** y tengo 10 años. Soy chilena y hablo inglés porque me gusta mucho y tengo amigos angloparlantes.

Hello! Mi nombre es **Tom** y soy de Estados Unidos. Soy nuevo en la escuela.

¡Hola! Yo soy **Sofía** y no hablo mucho inglés, pero como soy preguntona he avanzado mucho este último tiempo. ¡Aprendamos juntos!

Hola, ¿qué tal? Yo soy **José**. Mis amigos dicen que soy un poco amurrado...y tienen razón. Hablo español y no sé mucho inglés. ¿Les cuento algo? Los días que jugamos en clases aprendo mucho. Me gusta mi escuela.



Hello! I am **Mary** and I am a Chilean loica.

Hola, mi nombre es **Anita**. Vengo del norte de Chile y soy una chinchilla. Vivo junto a mis amigos en la casa del árbol, en el patio de la escuela. Allá está **Mary** y no habla español, ya que fue adoptada por aves migratorias. Solo habla inglés.

¡Mucho gusto amigos! Mi nombre es **Raúl** y soy uno de los últimos pudúes que habita en Chile. Todos dicen que soy amable y atento. ¡Quiero aprender inglés!

¡Hola! Soy **Jim**, el armadillo. Vengo de Texas, Estados Unidos. Ya descubrirán por qué hablo inglés. Todos dicen que mi personalidad cambia con el idioma; cuando hablo en español me pongo serio y cuando hablo en inglés soy más entretenido.

Lesson 0

Welcome

1. Look at the pictures and listen to the instructions.



ANSWER THIS QUESTION



DON'T SHOUT



FIND A PARTNER




LISTEN



PAY ATTENTION



RAISE YOUR HAND



REPEAT



SILENCE



SIT DOWN



WRITE ON YOUR PAPER



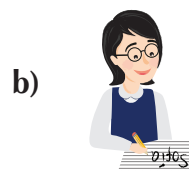


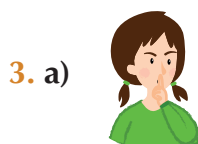
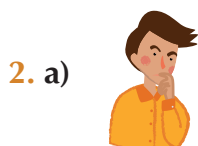
2. Listen to the instructions again and repeat.

3. Listen and tick (✓) the instructions you hear.

Answer this question	✓
Don't shout	
Find a partner	
Listen	
Pay attention	

Raise your hand	
Repeat	
Silence	
Sit down	
Write on your paper	

4. Listen and circle the correct instruction.



5. Match the instructions with the correct picture.

1. Listen

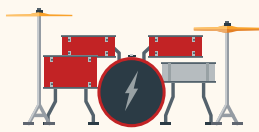
2. Pay attention

3. Raise your hand

4. Sit down

5. Silence





Estructuras

- Verbo ser o estar
- Verbo ser o estar en pasado
- Presente simple
- Pasado simple
- Futuro *will*
- Singulares y plurales
- Verbos regulares en pasado
- Verbos irregulares en pasado
- Marcadores de tiempo
- Adjetivos
- Sustantivos contables e incontables

Vocabulario

- Miembros de la familia
- Estaciones del año
- Días de la semana
- El clima
- Abecedario
- Estados de ánimo
- Instrumentos musicales

Juegos, rimas, canciones y poemas

- If you're happy
- The "ABC" rap
- A song for Mommy
- When I was nine
- This little pig

School starts again

Lecciones

- 1 | Welcome back
- 2 | Important women
- 3 | Mother's Day
- 4 | I miss you
- 5 | Who's in your family?
- 6 | When I was nine
- 7 | Review

Lesson 1

Day One

Welcome back

Speaking Practice

1. Practice the dialog with your partner. Then change roles.



2. Match the questions with the corresponding answer.


QUESTIONS

1. Hello, José. How are you?
2. Why is Anita so scared?
3. Mary, is your sister mad at you?
4. What's wrong, Sofía? You look sad.

ANSWERS

- a. Yes, I'm sad. I miss my friends.
- b. No, she isn't. She is tired.
- c. I'm fine. How are you?
- d. Because she saw a spider.

3. Listen and repeat the following "Moods".



4. Write the corresponding word under each picture. Use the words from the box.

SAD SCARED ~~TIRED~~ HAPPY MAD



We are so tired. He is _____. I'm so _____. My mom is _____. He is _____.

Now, complete the sentences with the corresponding words from exercise 4.

1. We are so tired. We walked for two hours.
2. I'm so _____. My friends are here!
3. Tom is _____. He misses his grandparents.
4. He is _____ of vampires.
5. My mom is _____ at me. I broke her glasses.

5. Complete David's email with the sentences from the box.

~~LAURA AND LITTLE JASON SAY HI!~~
 MY FAVORITE PICTURE _____ WHEN WE WENT TO SYDNEY
 IT WAS SO HOT! _____ SEND ME SOME MORE PHOTOS

Dear Carlos,

How are you, my friend? Did you have a nice trip back home? Laura and little Jason say hi!

I'm sending you some photos we took when you were here. Do you remember

_____ and visited the Opera House? _____ My son says he sent the photos we took at the zoo with the kangaroos, koalas and crocodiles. You look so scared!

_____ is the one at the beach. I'll send you some more pictures soon.

Please write back and _____ of your school and students.

Best regards,

David

Lesson 1

Day Two

Speaking Practice

1. Practice the dialog with your partner. Then change roles.



2. Read the sentences and circle the alternative closer in meaning.

1. I watched the film 'The Lion King' last night.

a) I watched a film yesterday.

b) I like to watch a film every night.

2. Anita eats an apple a day.

a) Anita ate an apple yesterday.

b) Anita likes to eat an apple every day.

3. I love musical instruments.

a) I bought a CD player last weekend.

b) I play my guitar and my flute every day.

4. Raúl visited his grandparents last January. They live in the south of Chile.

a) He traveled to Temuco last summer.

b) He goes to Ancud every summer.

3. Unscramble the words to write a question.



A: _____?

B: Last summer I visited my grandmother in Los Angeles.

Now, match the following pictures with the corresponding sentence.

1.



2.



2 Last summer, I went to the beach.

_____ Last summer, I played soccer.

3.



4.



_____ Last summer, I swam in the ocean.

_____ Last summer, I traveled by train.

4. According to the story of this lesson, circle the correct answer for each question.

1. Where did Tom travel last summer?

- ☒ a) He traveled to the United States.
- ☐ b) He traveled to Chiloé.
- ☐ c) He traveled to Argentina.

3. What did Angélica do in Chiloé?

- ☐ a) She played with her friends.
- ☐ b) She went to the beach.
- ☐ c) She visited her aunt and uncle.

2. Why was Anita so happy?

- ☐ a) Because she had a great summer.
- ☐ b) Because the students were back at school.
- ☐ c) Because she was in the tree house.

4. What did the animals do on the first day at school?

- ☐ a) They jumped all around.
- ☐ b) They sang a song.
- ☐ c) They listened to different songs.

5. Listen and practice the song "If you're happy".

IF YOU'RE HAPPY

If you're happy and you know it, clap your hands.
If you're happy and you know it, clap your hands.
If you're happy and you know it, and you really want to show it,
If you're happy and you know it, clap your hands!

6. Ask your friends how they feel. Then write their answers.



Are you tired?

No, I'm not.



Name	Happy	Sad	Tired
Carolina	Yes, I am.	No, I'm not.	No, I'm not.


Lesson 2

Day One

Important women

Speaking Practice

1. Practice the dialog with your partner. Then change roles.



2. Match the words similar in meaning.

POEMS	PRIZE	WOMAN	IMPORTANT
GIRL	STORIES	FAMOUS	AWARD

Now, complete the sentences with the corresponding pair of similar words from exercise 2.

1. poems / stories.
Gabriela Mistral wrote beautiful poems.
My mom liked to write stories.
2. _____ / _____.
Michelle Bachelet was the first _____ President in Chile.
Angélica is an intelligent _____.
3. _____ / _____.
Marie Curie won the Nobel _____ in chemistry.
Shakira won a music _____.
4. _____ / _____.
My grandmother is a very _____ woman in my family.
Cecilia Bolocco is a _____ Chilean woman.

3. Listen and repeat the following singulars and plurals.



Now, look at the pictures and tick (✓) the correct sentence.



This man is a doctor.



These men are doctors.

They are nice women.

My grandmother is a great woman.



These children love to play.

This child likes soccer.

She is a policewoman.

These policewomen are tall.



4. Match the actions (1 – 5) with the pictures (a – e). There is one extra action.

1. d She wrote poems last year.


2. — Automatic and Floyd sang a song last night.

3. — I listened to music this morning.

4. — I danced to rap music at the party.

5. — She drank milk yesterday.

Did you know...
that women were given
the right to vote in 1947?




Lesson 2

Day Two

1. Listen and practice the "ABC" rap.

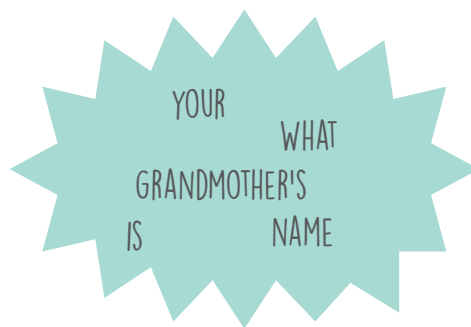


2. Complete the dialogs with the corresponding questions from the box.

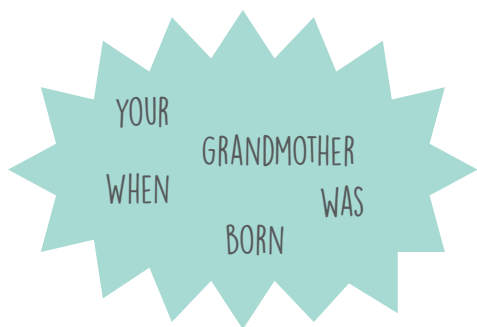


1. A: _____ ?
B: She was Marie Curie.
2. A: _____ ?
B: Her name was Indira Gandhi.
3. A: _____ ?
B: Marcela Paz was born in 1902.
4. A: _____ ?
B: Queen Elizabeth I and Princess Diana were from England.

3. Unscramble the words to write questions.



1. Is your grandmother important to you ? 2. _____?



3. _____? 4. _____?

► Now, answer the questions from exercise 3 using your own information.

1. Yes, she is very important to me.
2. Her name is _____.
3. She was born in _____.
4. She is from _____.

4. According to the story of this lesson, read the sentences and write T (True) or F (False).

1. T Women's Day is on the eighth of March.
2. — Angélica spoke about Gabriela Mistral.
3. — Gabriela Mistral was born in Santiago.
4. — Cleopatra was Queen of India.
5. — Mother Theresa dedicated her life to helping sick and poor people.
6. — José found information about a famous woman.

Lesson 3

Day One

Mother's Day

Speaking Practice

1. Practice the dialog with your partner. Then change roles.



2. Listen to the song "A song for Mommy" and complete the lyrics. Use the words from the box. There is one extra word.



If I need a helping hand
Or I have an _____ aching tooth _____
Mom is there to give me _____
Or to say just 'I love you'.

Oh Mommy! Oh Mommy, Mommy
Oh Mommy! Oh Mommy, Mommy
Oh Mommy! Mommy, _____

When I'm hungry or I'm sad,
_____ call my mom.
She will bake an apple pie
That will make me _____.

Oh Mommy! Oh Mommy, Mommy
Oh Mommy! Oh Mommy, _____
Oh Mommy! Mommy, I love you!


3. Match the expressions with the corresponding picture. There is one extra expression.

1. I have an aching tooth.

2. It makes me feel alright!

3. Thank you for your help!

4. I need a helping hand.



4. Circle the correct alternative to complete the sentences.

1. I need that book, but I can't reach it.

☒ a) I need a helping hand.

☐ b) I want to help.

2. I can't eat sweets because...

☐ a) I have a sweet tooth!

☐ b) I have an aching tooth!

3. Thank you for your hug, Mommy.

☐ a) I need help.

☐ b) It makes me feel alright!

Lesson 3

Day Two

1. Listen and practice the song "A song for Mommy".

A SONG FOR MOMMY

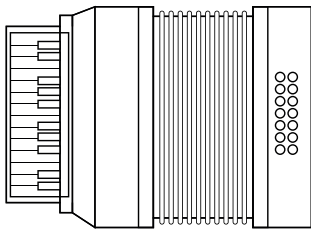
If I need a helping hand,
Or I have an aching tooth,
Mom is there to give me a hug,
Or to say just 'I love you'.

Oh, Mommy! Oh, Mommy, Mommy!
Oh, Mommy! Oh, Mommy, Mommy!
Oh, Mommy! Mommy, I love you!!

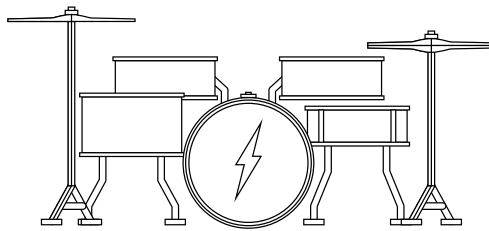
When I'm hungry or I'm sad,
I can always call my mom,
She will bake an apple pie,
That will make me feel alright.

Oh, Mommy! Oh, Mommy, Mommy!
Oh, Mommy! Oh, Mommy, Mommy!
Oh, Mommy! Mommy, I love you!

2. Color the musical instruments that have a similar name in Spanish.




ACCORDION



DRUMS



HARMONICA

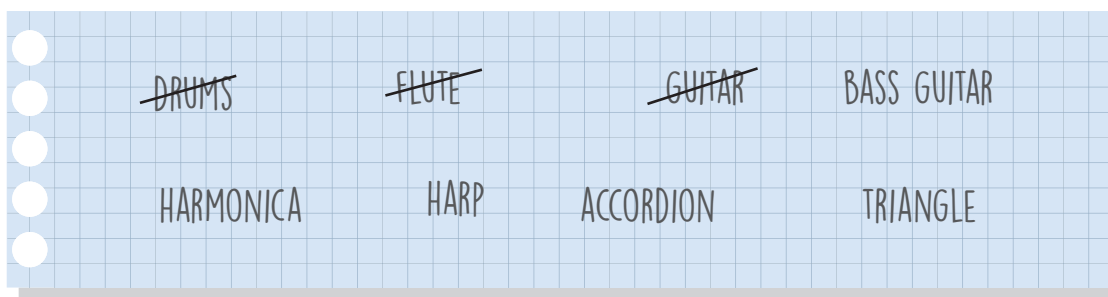


GUITAR



HARP

3. Classify the musical instruments into “wind”, “percussion” or “stringed”.



WIND

flute

PERCUSSION

drums

STRINGS

guitar

4. According to this lesson, answer the questions using words from the box. There are two extra words.



1. What is Mr. Campos playing?

He is playing the bass guitar.

2. What is Sofía playing?

She is playing the _____.

3. What is José playing?

He is playing the _____.

4. What is Tom playing?

He is playing the _____.

Lesson 4

Day One

I miss you

Speaking Practice

1. Practice the dialog with your partner. Then change roles.



2. Complete the sentences with the words from the box. Pay attention to the time markers. There are two extra words.

CAME	TOOK	EATS	BUYS	ATE
TAKES	TEACH	WENT	TAUGHT	

1. Her family went to the beach **last summer**.
2. **Yesterday**, my brother Steve three empanadas in Pomaire.
3. **Every Friday**, our mom an ice – cream cone for me and my brother.
4. My uncle to visit us from Antofagasta **last summer**.
5. Dolores lunch at 13:00 **every day**.
6. **Last weekend**, Floyd me how to swim.
7. When Mr. Campos goes to Temuco, he **always** a lot of photos.

3. Read the sentences and identify when the actions occur.

1. José had some homework...

- a)** yesterday **b)** every day

2. Angie's mom gave her lip-gloss...

- a)** tomorrow **b)** yesterday

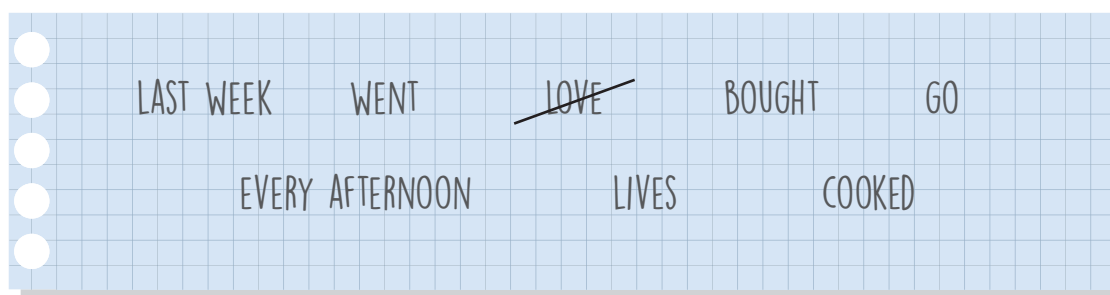
3. Tom looks so sad...

- a)** today **b)** last week

4. Steve went to the north of Chile...

- a)** two weeks ago **b)** every weekend

4. Complete the postcard using the words from the box. There is one extra word.



Dear Angie,

I'm having a great time here in Los Vilos.

I love to go to the beach every morning. _____,

I play the guitar with my cousins, Tomás and Rita. Yesterday we _____
fishing and my uncle Ricardo _____ fried fish for lunch.

_____we took a bus to La Serena and I _____ a present
for Mom and Dad. We also visited my grandmother who _____ in
Coquimbo. It's beautiful!

Love,

Sofía

Lesson 4

Day Two

Speaking Practice

1. Practice the dialog with your partner. Then change roles.




2. Complete the sentences with the corresponding expressions from the box. There is one extra expression.

GOOD JOB	IT'S TIME TO LEARN	IT WAS DELICIOUS	SEE YOU LATER
I MISSED YOU	THAT'S EXCELLENT	OF COURSE, SIR	



1. I'm happy to see you again. _____ I missed you _____ !
2. Goodbye Jim. _____ !
3. _____ ! We are ready!
4. Thank you for the sandwich. _____ !
5. Let's practice the alphabet. _____ !
6. Very good job. _____ !

3. Complete the questions using the headings from the box. Pay attention to the answers.



1. Q: _____ Where did you go _____ on Saturday evening?
A: I went to **the river** with my brother.
2. Q: _____ on Sunday?
A: I had **fish and mashed potatoes**.
3. Q: _____ on Saturday morning?
A: I **played soccer** at school.
4. Q: _____ to the park?
A: I went to the park on **Sunday morning**.

4. Listen to Tom's letter and number the pictures in the correct order.



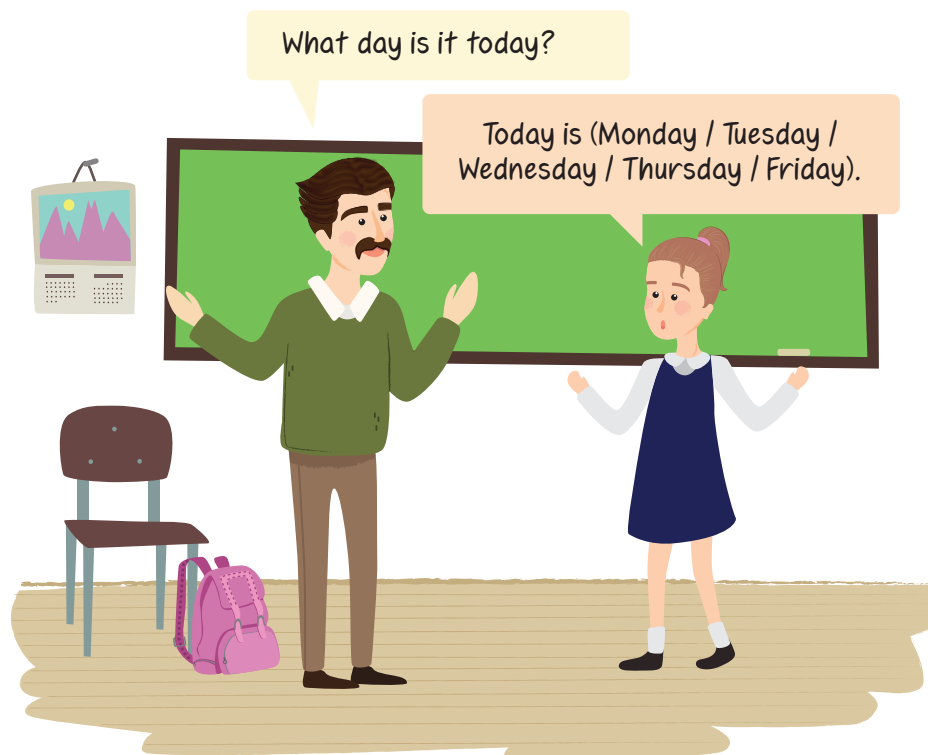
Lesson 5

Day One


Who's in your family?

Speaking Practice

1. Practice the dialog with your partner. Then change roles.



2. Find the words from the box in the word search. There are two extra words.



3. Circle the correct alternative to complete each sentence.

1. On Monday, Tom was in the playground.
a) He was very sad.
b) He is sad.
c) He is in the playground.
2. On Tuesday, the animals were in the tree house.
a) He was making a plan.
b) They were making a plan.
c) They are making a plan.
3. On Thursday, Steve was in his bedroom.
a) He writes Tom a letter.
b) He was writing Tom a letter.
c) He is writing Tom a letter.
4. On Friday, all the animals were in the classroom.
a) They gave Tom the letter.
b) They give Tom the letter.
c) They are giving Tom the letter.

4. Listen to José and Angélica's conversation. Then match the questions with the answers. There is one extra answer.

- | | |
|---|-------------------------------------|
| 1. José, what's your mom's name? | a. Their names are Isabel and José. |
| 2. Angélica, is Susana your mom's name? | b. Her name is Gloria. |
| 3. José, what are your grandparents' names? | c. No, I don't. I am an only child. |
| 4. Angélica, do you have aunts and uncles? | d. Yes, his wife is my aunt. |
| 5. Do you have any brothers or sisters? | e. Yes, her name is Susana. |

Did you know...

The woman who had the most children in the world gave birth to 69 children?

f. Yes, I do. I have an uncle.

Lesson 5

Day Two

Speaking Practice

1. Listen and repeat the questions. Then ask them to a partner.

Do you have any brothers or sisters?

What is your mom's name?

Do you have any grandparents?

Before we read

2. Choose the correct alternative to complete each sentence.

1. He is my Uncle Justin. His wife is my _____ Caroline.
a) Sister b) Mother c) Aunt
2. My mom and dad are married. My dad is my mom's _____.
a) husband b) grandfather c) brother
3. Angie is an only child. She has no _____ or _____.
a) brothers / cousins b) brothers / sisters c) sisters / aunts
4. My mom's parents are my _____, Roberto and Yolanda.
a) cousins b) grandparents c) parents
5. My uncle and aunt have two daughters, my _____, Megan and Sharon.
a) sisters b) uncles c) cousins

3. Look at the picture of the texts. What are the texts about? Guess!

These texts are about _____.

- a) nature
b) fashion
c) family

4. Read about Alberto and Patricia's family trees.

Lesson 6

Day One

When I was nine

Speaking Practice

1. Play the "Numbers Game" with your partner. Take turns to spell the numbers.



2. Match the expressions with the corresponding picture.

1. Well done!

2. Let's practice!

3. That's great!

4. Let's work together!



3. Listen to the conversation between Mr. Campos and the children. Then match the questions with the answers. There is one extra answer.

- | | |
|--|---|
| 1. Tom, where were you in this picture? | _____ No, I was playing football. |
| 2. Mr. Campos, how old were you in this picture? | _____ ¹ I was on the beach with Steve. |
| 3. José, were you playing hide and seek in this picture? | _____ I was having fun. |
| 4. Sofía, how old was your aunt when you were ten? | _____ I was nine and I was in the park. |
| | _____ She was twenty-four. |

4. Solve the math equations. Write the results in words.

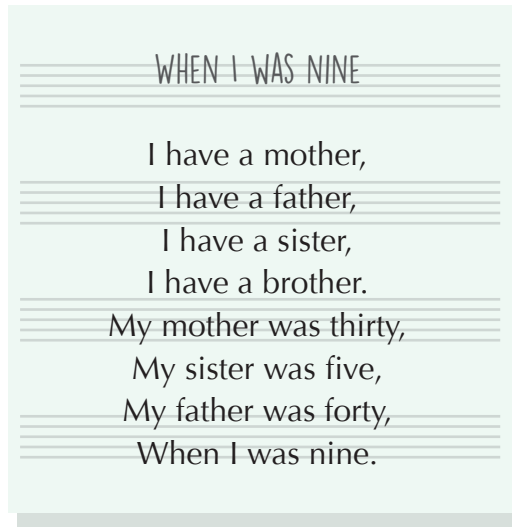
1. ten + five = _____ Fifteen
2. six x three = _____
3. four x five = _____
4. twelve + four = _____
5. seventeen - fourteen = _____
6. twenty - twelve = _____
7. sixteen - seven = _____

Lesson 6

Day Two

Speaking Practice

1. Listen and practice the rhyme "When I was nine".



2. Complete the paragraph using your own information. Use the words from the box. Follow the example.

MOM	DAD	SISTER	BROTHER	COUSIN
GRANDFATHER	GRANDMOTHER	AUNT	UNCLE	

Example.

When I was seven years old, I lived in Rancagua with my family. My mom was thirty-five and my brother was nine.

When I was seven years old, I lived in _____ with my family. My _____ was _____ and my _____ was _____.

3. Write questions for the following statements. Follow the example.

1. Tom's age in that picture.

How old was Tom in that picture?

2. Sofía's and José's ages last year.

?

3. Mr. Campos' age in that picture.

?

4. Steve's age two years ago.

?

5. The children's ages three years ago

?

4. According to the story of this lesson, write the name of the corresponding character under the description of the pictures. There are two extra characters.

In this picture, I was nine.
My mother was thirty; my sister
was five; and my father was forty.
We were in the park.

Mr. Campos

In this picture, I was ten years old.
I was on a horse.
My horse was white with black
spots. His name was Pinto.

In this picture, I was five years old.
My cousin was four. We were on
the river. We were playing football.



In this picture, I was nine years
old; my cousin Sharon was four.
We were at the zoo. We were very
cold. It was raining.

This is a picture of me and my
brother Steve. I was seven years old.
We were on the beach in the United
States.

Lesson 7

Day One

Review

Speaking Practice

1. Practice the dialog with your partner. Then change roles.



2. Unscramble the letters to complete the sentences.

1. My dad is mad (**mda**) at me. I broke his radio.
2. Anita is scared (**sredca**) of vampires.
3. Angie is so happy (**hpayp**). Her friends are here!
4. José is so tired (**terid**). He played soccer for two hours.
5. Dolores is sad (**sda**). She misses her family.

3. Read Gabriela Mistral's biography and answer the questions.



Gabriela Mistral was born in Vicuña, in 1889. She was a teacher, a diplomat and a writer. She was the first woman to win the Nobel Prize in Literature in nineteen forty-five. She was from Chile. She wrote beautiful poems!

1. What was her name?
Her name was Gabriela Mistral.
2. Who was she?
She was a teacher, a _____ and a _____.
3. Where was she born?
She was born in _____.
4. When was she born?
She was born in _____.
5. Where was she from?
She was from _____.
6. The text is _____:
a) a biography b) a letter c) an email

4. Complete the sentences transforming the words in bold. Follow the example.

1. My brother Steve **eats** fish every Sunday.
Yesterday, my brother Steve ate three empanadas in Pomaire.
2. Every Friday, my parents **buy** an ice-cream cone for me and my brother.
Last night, my parents _____ cookies for me and my brother.
3. My uncle **comes** to visit us from Antofagasta every summer.
My uncle _____ to visit us from Antofagasta last summer.
4. Floyd and Automatic always **teach** me interesting things.
Last weekend, Floyd and Automatic _____ me how to swim.
5. When Mr. Campos goes to Temuco, he **takes** a lot of photos.
Last month, Mr. Campos went to Santiago and _____ a lot of photos.

Lesson 7

Day Two

Speaking Practice

1. Practice the dialog with your partner. Then change roles.



2. Unscramble the letters and write the corresponding name of the family members under each picture.



father

(ftreha)

(mhrteo)



(duathegr)



(btrehor)



(ecunl)



(cinsuo)

3. Complete the following dialogs using “**was**” or “**were**”.

1. A: Tom, where were you in this picture?

B: I was on the beach with Steve.

2. A: Mr. Campos, how old you in this picture?

B: I nine.

3. A: José, you playing hide and seek in this picture?

B: No, I playing football.

4. A: Sofía, how old your aunt when you were ten?

B: She twenty-four.

4. Circle the correct word in bold to complete the questions.

1. **What** / **Where** did you do last summer?

Last summer, I visited my aunt in Chiloé.

2. **When** / **What** was your grandmother born?

She was born in 1954.

3. **How** / **Where** did you go on Sunday morning?

I went to the river with my brother.

4. **Who** / **How** old were you two years ago?

I was 9 two years ago.

Self Evaluation

Unit 1

Now, I can...	1	2	3
<ul style="list-style-type: none"> Listen and understand dialogs about moods, the weather, musical instruments, singulars and plurals, days of the week and the family; the songs "If you're happy", "The ABC rap", "A song for Mommy" and the rhyme "When I was nine". 			
<ul style="list-style-type: none"> Read and understand a description, a postcard, a biography, dialogs about moods, the weather, musical instruments, singulars and plurals, days of the week and the family; the songs "If you're happy", "The ABC rap", "A song for Mommy" and the rhyme "When I was nine". 			
<ul style="list-style-type: none"> Use words related to moods, the weather, musical instruments, days of the week, the family, time markers and common expressions . 			
<ul style="list-style-type: none"> Describe actions happening now and in the past. 			
<ul style="list-style-type: none"> Express people's moods, actions in the past and possessions. 			
<ul style="list-style-type: none"> Play "The numbers game", spelling words. 			
<ul style="list-style-type: none"> Value important people from my country. 			
Total			

3: Totalmente logrado

2: Logrado

1: Por lograr



2

Estructuras

- Presente continuo
- Palabras para hacer preguntas
- Adverbios de frecuencia
- Adjetivos
- Verbos regulares en pasado
- Verbos irregulares en pasado
- Verbos modales (*can, can't, could*)

Vocabulario

- Comida
- Deportes, actividades físicas y pasatiempos
- Números
- Juegos
- Instrumentos musicales

Juegos, rimas, canciones y poemas

- I like sports
- Autumn rap
- Easter rhyme

What's your favorite sport?

Lecciones

- 1 | Jose's secret
- 2 | I feel healthy
- 3 | The sports song
- 4 | Leaves are falling
- 5 | I play the flute
- 6 | Mother's Day
- 7 | Review

Lesson 1

Day One

José's secret

Speaking Practice

1. Practice the dialog with your partner. Then change roles.





2. Answer the question.

When is your birthday?
In _____.

3. Match the descriptions with the correct pictures. There is one extra picture.

1. It was beautiful and it had a big yard, but there was not a tree house.
2. It is very hot during the day, but very cold at night.
3. It is a copper mine. It is the biggest copper mine in Chile.
4. It is a big rock in the city of Antofagasta; it's in the middle of the ocean.



4. Listen to "The finger game" and number the sentences in the correct order.

___ 1 ___ This little pig went to the market.
___ This little pig had roast beef.
___ This little pig stayed home.
___ This little pig cried "wee, wee, wee, wee!" all the way home!
___ This little pig had none.

5. Unscramble the words to write questions.

WERE
BROTHERS
TOM
AND STEVE

1. Were Tom and Steve brothers ?

WHAT
THEY
WERE
LIKE

2. _____ ?

WAS
YOUR
ANGÉLICA
BEST
FRIEND

3. _____ ?

WERE TALL
THEY
AND THIN

4. _____ ?

Lesson 1

Day Two



A ship

1. Listen and practice the rhyme "This little pig".



THIS LITTLE PIG

This little pig went to the market.
This little pig stayed home.
This little pig had roast beef.
This little pig had none.
This little pig cried "wee, wee, wee, wee!"
all the way home.



2. Look at the pictures and write the name of the places. There is one extra word.



beach



LAKE
MOUNTAINS
~~BEACH~~



CITY
DESERT
OCEAN
RIVER

Now, complete the sentences using the words from exercise 2.

1. My cousin Felipe was at the beach this morning.
2. Dolores and Chippy are looking at the ships in the _____.
3. Mary loves to go to the _____ when it is snowing.
4. Raúl has a cousin who lives near _____ Llanquihue.
5. Last Saturday, Jim and Anita had a picnic by the _____.
6. The animals took a lot of pictures in the hot and sunny _____.

3. Listen to the children and Automatic and circle the correct alternative.

1. Where were the children with Automatic?
 - a) They were in the library.
 - b) They were in the tree house.
 - c) They were in the yard.
2. What were Tom and José doing?
 - a) They were talking to Floyd.
 - b) They were looking at some photos.
 - c) They were taking some photos.
3. What was José's secret?
 - a) He lived in Chuquicamata when he was seven.
 - b) His mom worked in a copper mine.
 - c) He went to Antofagasta to visit his grandmother.
4. What was José's school like in Chuquicamata?
 - a) It was beautiful and had a tree house.
 - b) It was dirty and had a big yard.
 - c) It was beautiful and had a big yard.
5. Who was José's best friend in Chuquicamata?
 - a) José's best friend was Jorge.
 - b) José's best friend was Steve.
 - c) José's best friend was Hugo.

4. Write 4 sentences with words from the box. Then compare your sentences with your classmates.

MY DAD	WEREN'T	IN THE MOUNTAINS	LAST NIGHT	MY FRIENDS
WASN'T	IN THE PARK	YESTERDAY	YOU	WERE
IN A COPPER MINE	THREE YEARS AGO	I	PLAYED FOOTBALL	AT SCHOOL
LAST MONDAY	JOSÉ AND TOM	WORKED	AT HOME	LAST SUMMER

1. My dad worked in a copper mine three years ago.
2. _____
3. _____
4. _____
5. _____

Lesson 2

Day One

I feel healthy

Speaking Practice

1. Complete the dialog with your own information. Practice with your partner and change roles.



2. Listen and repeat the sports.



Swimming



Basketball



Tennis



Ballet



Yoga



Soccer



American football



Riding bikes



Running



Bowling

3. Look at the pictures and circle your favorite physical activities and food.

HEALTHY PHYSICAL ACTIVITIES



HEALTHY FOOD




4. Look at the pictures and write the activities. There are two extra words.

SWIMMING	AMERICAN FOOTBALL	TENNIS	RIDING BIKES	BALLET	SOCCER
HANDBALL	BASKETBALL	RUNNING	VOLLEYBALL	BOWLING	



American football



5. Classify the activities from the box into “healthy” and “unhealthy”.

EATING FRUIT	PLAYING COMPUTER GAMES FOR MANY HOURS	WALKING TO SCHOOL EVERY DAY	DRINKING A LOT OF SODA
DRINKING WATER	EATING SWEETS	EATING VEGETABLES	EATING COOKIES AND CAKES
RUNNING OUTSIDE	SITTING ALL DAY LONG	DOING YOGA	EATING CHOCOLATE
DRINKING MILK	EATING A LOT OF CHIPS	PLAYING FOOTBALL	WATCHING TV ALL DAY

HEALTHY

running outside

UNHEALTHY

sitting all day long

6. Let's talk!

Read the following saying and talk about the meaning with your friends.

“An apple a day keeps the doctor away”

Lesson 2

Day Two

Speaking Practice

1. Practice the dialog with your partner. Then change roles.

Do you like soccer?



Yes, I do like soccer. /
No, I don't.

2. Read the questions and circle your answers.

1. Are sports or physical activities important to you?
 - a) Yes, they are.
 - b) No, they aren't.
2. What's your favorite sport or physical activity?
 - a) Soccer
 - b) Riding bikes
 - c) Ballet
 - d) Other
3. Do you practice any sport or physical activity?
 - a) Yes, I do.
 - b) No, I don't.
4. Who taught you that sport or activity?
 - a) Someone in my family (mom, dad, brother, uncle, etc).
 - b) A friend
 - c) My teacher
 - d) Other
5. Where do you practice that sport or activity?
 - a) In the park
 - b) At school
 - c) At home
 - d) Other

3. Unscramble the words to write questions.

DO SPORTS
YOU
LIKE

1. Do you like sports ?

DO LIKE
SOCCER
YOU

2. ?

DO FOOD
HEALTHY YOU
EAT

3. ?

WHAT YOUR
FAVORITE IS
SPORT OR
PHYSICAL ACTIVITY

4. ?




4. Ask your friends what sports or physical activities they like. Then tick (✓) his/her answer.



Do you like swimming?



Yes, I do.

Name						
	Yes, I do.	No, I don't.	Yes, I do.	No, I don't.	Yes, I do.	No, I don't.

Extra Challenge!

Close your book and write in your notebook as many sports or physical activities as possible in 1 minute.

Lesson 3

Day One

The sports song

Speaking Practice

1. Practice the dialog with your partner. Then change roles.



2. Look at the pictures and complete the first part of the song using the words from the box. There are two extra words.

RIDING BIKES

BASKETBALL

FLYING KITES

SOCCER

~~HIKING~~

YOGA

DANCING

I like hiking




you like _____



she likes _____



he likes _____




some play tennis, some play basketball,



, hockey. We can try them all.

3. Complete the song with the expressions from the box. There is one extra expression.



 Come on! Now it's time to go out and run.
Come on! Now it's time to play in the sun.

Moving is so fun; _____ .
Let's enjoy the sun; _____ .

Come on! _____ to go out and run.
Come on! Now it's time to play in the sun.

4. Match the expressions with the correct picture.

1. Come on! •
2. Play in the sun.
3. Let's go outside!
4. You'll feel alright!
5. Now it's time.



Lesson 3

Day Two

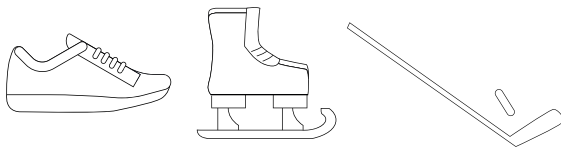
1. Listen and practice the song "I like sports".

I LIKE SPORTS


I like hiking, you like riding bikes,
She likes dancing, he likes flying kites.
Some play tennis, some play basketball.
Soccer, hockey, we can try them all.
Come on! Now it's time to go out and run.
Come on! Now it's time to play in the sun.
Moving is so fun! Let's go outside!
Let's enjoy the sun! You'll feel alright!
Come on! Now it's time to go out and run.
Come on! Now it's time to play in the sun.

2. Color the items that you need to practice the following sports.


1. ice hockey



2. tennis



3. basketball



4. running



5. soccer



3. Look at the pictures and circle the correct sentence.



- a) Andrea loves practicing yoga.
b) Carolina likes playing soccer.



- a) Tomás and Pedro play hockey in the park.
b) The boys play American football at school.



- a) My dad likes swimming.
b) Fernando goes hiking with his friend.



- a) José plays soccer with Andrés.
b) Carlos loves riding his bike.



- a) The children play basketball with a big ball.
b) The children play tennis with rackets.

4. According to the story of this lesson, circle the correct alternative to complete the sentences.

1. Another word for soccer is...

- a) football b) basketball c) American football

2. Mr. Campos often goes _____ with his dog Jake.

- a) hiking b) running c) walking

3. Angélica likes to practice...

- a) karate b) sports c) yoga

4. José likes to go...

- a) swimming b) running c) hiking

Lesson 4

Day One

Leaves are falling

Speaking Practice

Before we read

1. Practice the dialog with your partner. Then change roles.

Sofía, how often do you write stories?




I always write stories.

2. Match the actions with the objects. There is one extra object.

- | | | |
|--------------|---|--------------|
| 1. write | • | a. a picture |
| 2. play | | b. music |
| 3. listen to | | c. puzzles |
| 4. do | | d. a story |
| 5. watch | | e. cards |
| 6. paint | | f. a party |
| | | g. TV |

3. Look at the chart and read the sentences. Then color the circles according to the frequency of the actions.

- | | |
|---|--|
| 1. Floyd reads a book every morning. | <input checked="" type="radio"/> <input checked="" type="radio"/> <input checked="" type="radio"/> |
| 2. Mary sometimes goes to the city. | <input type="radio"/> <input type="radio"/> <input type="radio"/> |
| 3. Angie and Sofía don't watch TV at night. | <input type="radio"/> <input type="radio"/> <input type="radio"/> |
| 4. The children speak English every day. | <input type="radio"/> <input type="radio"/> <input type="radio"/> |



Reading

4. Read the text about Sofía's hobbies and interests and circle the correct alternative.

1. The text is about:

a) Sofía's friends

b) Sofía's hobbies

c) Sofía's family

Sofía has a lot of hobbies and interests. She sometimes rides her bike in the afternoon. When it is cold, she always writes stories and does puzzles with her friends, Tom, Angélica and José, but she never watches television.

2. Sofía always...



3. Sofía sometimes



4. Sofía and her friends always



5. Sofía never



After we read

Now, look at the pictures and write sentences about you, your mom, your best friend, your teacher and your sister or brother.

	Always	Sometimes	Never
I			
My mom			
My best friend			
My teacher			
My sister / brother			

a. I always write stories .

b. My best friend .

c. My teacher .

d. My sister .

Lesson 4

Day Two

1. Complete the text with the words from the box. There is one extra word.

LEAVES

WEATHER

~~AUTUMN~~

RAINY

WINTER

COLORS

FLOWERS

Autumn is here.

I love autumn because

all the _____ have different _____:

red, yellow and brown.

The _____ is changing;

there are more _____ days and it's starting to get colder.

We can have fun when the weather gets colder in autumn and

_____.



2. Listen to the "Autumn rap" and practice with your partner.

AUTUMN RAP

Leaves are falling to the ground.

Look at all the colors: red, yellow, brown.

Listen to the rain falling on the leaves.

Come and play with me.

One, two, three!

3. Answer the questions using the information from exercise 3 (day one).

1. How often does Floyd read a book?

Floyd always reads books.

2. How often does Mary go to the city?

3. How often do Angie and Sofía watch TV at night?

4. How often do the children speak English?

4. Complete the questions using “do” or “does”.

1. **A:** How often does Raúl run in the park?
B: Raúl never runs in the park.
2. **A:** How often _____ Automatic and Chippy eat fruit?
B: Automatic and Chippy always eat fruit.
3. **A:** How often _____ Sofía play soccer?
B: Sofía sometimes plays soccer.
4. **A:** How often _____ the children speak English?
B: The children always speak English.

5. According to the story of this lesson, circle the correct alternative to complete the sentences.

1. Angie gave Mr. Campos _____ as a present.
a) a pencil
b) an apple
c) a photo
2. Tom _____ eats onions.
a) always
b) sometimes
c) never
3. José doesn't like rainy days because _____.
a) he can't play cards
b) he can't ride his bike
c) he can't go to school
4. When the weather gets colder, the children can do _____.
a) indoor activities
b) outdoor activities
c) any activity
5. Some indoor activities are:
a) Playing soccer, riding a bike, running.
b) Playing cards, doing puzzles, painting pictures.
c) Watching TV, playing basketball, listening to music.

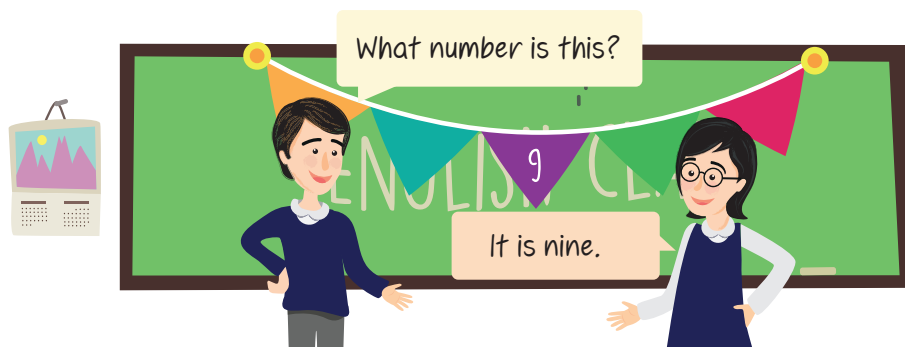
Lesson 5

Day One

I play the flute

Speaking Practice

1. Practice the dialog with your partner. Then change roles.



Extra challenge!

Point at the baskets and ask your friends: "How many Easter eggs are there?" Follow the example.



2. Unscramble the letters and find the names of the musical instruments. Then write them.



gturai

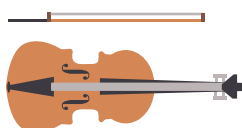
guitar



ftleu



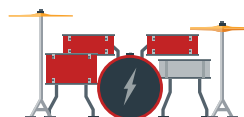
yekoabrd




vlonii



poani



dmrsu



ssab gturai

3. Listen to Mr. Campos and repeat the names of the instruments.

4. Read the questions and circle your answers.

1. Do you like reading books?

a) Yes, I do. b) No, I don't.

2. Do you like animals?

a) Yes, I do. b) No, I don't.

3. Do you play any musical instrument?

a) Yes, I do. b) No, I don't.

4. Do you like to play the guitar?

a) Yes, I do. b) No, I don't.

5. Match each basket of chocolate eggs with the correct number.



Now, complete the sentences with the words from the box. Use the information from exercise 5.

~~SEVENTEEN~~ TWENTY EIGHTEEN THIRTEEN EIGHT

1. Raúl and Mary have seventeen chocolate eggs in total.

2. Chippy and Raúl have _____ chocolate eggs in total.

3. Anita and Jim have _____ chocolate eggs in total.

4. Raúl and Anita have _____ chocolate eggs in total.

5. Mary and Chippy have _____ chocolate eggs in total.

6. Let's talk!

Did you know...

Cacao originally came from Central America?

Lesson 5

Day Two



1. Listen and practice the rhyme “Easter”.

EASTER

Easter is a happy day.
We get lots of Easter eggs.
Easter, Easter, that's today,
Come and look for Easter eggs.

2. Unscramble the words to write questions.

YOU MUSICAL INSTRUMENTS LIKE DO

1. Do you like musical instruments? _____ ?

FAVORITE YOUR WHAT IS MUSICAL INSTRUMENT

2. _____ ?

YOU DO ANY MUSICAL INSTRUMENTS PLAY

3. _____ ?

3. Complete the sentences with your own information.

1. Musical instruments

I like musical instruments. My favorite musical instrument is the _____.
I always play the _____.

2. Books.

I like _____. My favorite book is _____.
I always read _____.

3. Sports.

I like _____. My favorite sport is _____.
I always _____.

4. Read the comic about this lesson and answer T (True) or F (False).



Hello. I'm Sofía and I like books about Christmas and animals. I had to choose a book from the library and I took 'The Jungle Book'.

Hello. I'm José. My book is about sports. I like sports and I want to read about basketball, swimming and tennis.

Hello. I'm Tom. I took an interesting book from the library. This book is about musical instruments such as the guitar, the violin, the flute, the piano, and the drums. I don't play the violin, but I play the flute.

1. F Sofía likes books about musical instruments.
2. Sofía took a book about Christmas.
3. Sofía took 'The Jungle Book' from the library.
4. Tom plays the flute and the violin.
5. José likes to read about sports.

Now, read the comic again and choose the best title.

- a) Musical instruments are the best
- b) The sports I practice
- c) I love books

Lesson 6

Day One

Mother's Day



To knit

Speaking Practice

1. Complete the dialog with your own information. Practice with your partner and change roles.



2. Listen to Sofía and Tom and complete the sentences with the words from the box. There are two extra words.

~~MONEY~~

INSTRUMENT

SWEATER

PICTURE

SONG

BOOK

PRESENT

1. Sofía has no _____ money _____ to buy her mom a present.
2. Sofía can knit a _____ as a present for her mom.
3. Writing a _____ for Mother's Day is a good idea.
4. If Sofía knows how to paint, she can paint a _____ for her mom.
5. Sofía can play a song using an _____.

3. Match the questions with the corresponding answer. There is one extra answer.

- | | |
|---|--|
| 1. Do you like musical instruments? | a. _____ At 7:30. |
| 2. Can you play any musical instrument? | b. _____ Usually at 2:00 p.m. |
| 3. What time do you usually have breakfast? | c. ¹ Yes, I do. |
| 4. What time do you have lunch? | d. _____ Yes, I can play the flute. |
| 5. Can you knit a sweater? | e. _____ At 6:30 in the afternoon. |
| | f. _____ No, I can't, but I can paint a picture. |

4. Ask your friends what activities they can do. Then write their answers.



Can you knit a sweater?



Yes, I can.

Name	Write a poem	Paint a picture	Knit a sweater
Sergio	Yes, I can.	No, I can't.	Yes, I can.

5. Look at the pictures about Jim's morning routine and number the sequence.




Jim leaves home.



Jim wakes up.



Jim has breakfast.



Jim takes a shower.


6. Let's talk!

Did you know...

Prehistoric humans played musical instruments like the flute made from bear bones?

Lesson 6

Day Two



1. Look at the pictures and write the correct word from the box. There is one extra word.



hand



2. Listen to the "Song for Mommy" and complete the lyrics with the words from exercise 1.

'A SONG FOR MOMMY'

If I need a helping _____ hand _____ ,
 Or I have an aching _____
 _____ is there to give me a _____
 Or to say just 'I love you'.

Oh, Mommy! Oh, Mommy, Mommy
 Oh, Mommy! Oh, Mommy, Mommy
 Oh, Mommy! Mommy, I love you!

When I'm _____ or I'm sad,
 I can always call my mom.
 She'll bake an _____ .
 That will make me feel all right.
 Mommy, I love you!
 Mommy, I love you!

3. Unscramble the words to write questions.

1.

WHAT'S
SOFÍA
WRONG

2.

TIME
WAKE UP
WHAT YOU
DO

3.

TOM
YOUR
IDEA
WHAT'S

4.

BRING
INSTRUMENTS
DID YOU
YOUR

1. What's wrong, Sofía ?
2. _____ ?
3. _____ ?
4. _____ ?

4. Read the conversation.

Mary: What's wrong, Sofía?

Sofía: Nothing, Mary. I'm fine.

Mary: Are you sure? You look worried.

Sofía: Well, Mother's Day is very soon.

Mary: I know. But what's the problem?

Sofía: I have no money. I don't know what to buy her! Mary, what can I give my mom as a present?

Mary: But you don't need any money!
You can make her something. Let's see. Can you knit or paint?

Sofía: No, I can't.

Tom: Hello, girls. What's up?

Mary: We're trying to think of a present for

Sofía's mom... something she can make herself.

Tom: You can write her a poem or a song.

Mary: That's a good idea!

Sofía: Yes! I guess I could do that. Cool!



Now, read the events and number the sequence in the correct order.

1. 1 Sofía looked worried.
2. _____ Mary thinks Sofía can make something herself for her mom.
3. _____ Sofía was happy.
4. _____ Sofía told Mary she had no money to buy a present for her mom.
5. _____ Tom gave Sofía a very good idea.

5. Read the conversation again and write T (True) or F (False).

1. F Sofía is fine.
2. _____ Sofía is worried because she has no money to buy a present for her mom.
3. _____ Mary thinks Sofía needs money to give her mom a present.
4. _____ Sofía knows how to paint.
5. _____ Sofía liked Tom's idea to write a poem or a song.

Lesson 7

Day One

Review

Speaking Practice

1. Practice the dialog with your partner. Then change roles.



Extra challenge!

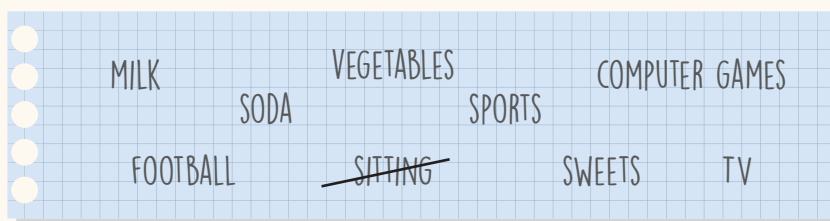
Now, practice the dialog using all these activities:



2. Circle the correct alternative to complete the sentences.

1. My dad worked in a copper mine...
a) three years ago. **b)** next year.
2. My friends _____ in the mountains last summer.
a) are **b)** were
3. You _____ at school yesterday.
a) wasn't **b)** weren't
4. I wasn't at home...
a) last night. **b)** tomorrow.
5. José and Tom played football in the park...
a) on Mondays. **b)** last Monday.


3. Complete the tips to have a healthy life using the words from the box. There are four extra words.



1. Playing football with your friends is better than sitting all day long.
2. Playing _____ like soccer, tennis or basketball is a good way to be healthy.
3. Watching _____ all day long is not good for your health.
4. Eating _____ and fruit every day can keep you healthy.
5. Drinking _____ every day is good for your body.

4. Read the sentences and color the circles according to the frequency that you do the actions.

1. I speak English with my friends. ● ● ●
2. I play sports at school. ○ ○ ○
3. I watch TV at night. ○ ○ ○
4. I eat fruit and vegetables. ○ ○ ○
5. I eat chocolate and sweets. ○ ○ ○
6. I play bowling with my friends. ○ ○ ○



Lesson 7


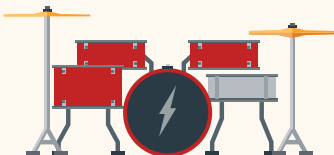
Day Two

Speaking Practice

1. Complete the dialog with your own information. Practice with your partner and change roles.



2. Find the six musical instruments in the word search.



3. Look at the pictures about Jim's morning routine and unscramble the words to make the sentences.

1.



2.



1. wakes up / Jim / early

2. a shower / takes / seven o'clock / at / Jim

3.



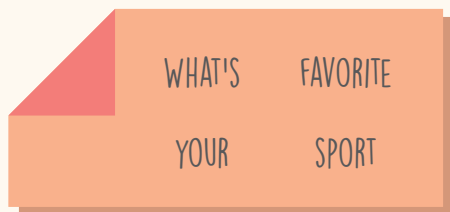
4.



3. for / Jim / cereal / breakfast / eats

4. eight-thirty / at / home / Jim / leaves

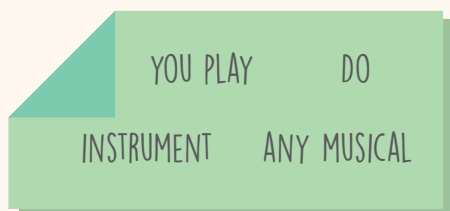
4. Unscramble the words to write questions.



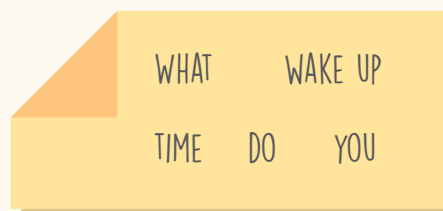
1. What's your favorite sport ?



2. ?



3. ?



4. ?

Now, write the questions again and circle one alternative.

1. What's your favorite sport ?

a) soccer

b) basketball

c) swimming

d) other

2. ?

a) sometimes

b) always

c) never

3. ?

a) Yes, I do.

b) No, I don't.

4. ?

a) at 6:00

b) at 7:00

c) at 7:30

d) other

Self Evaluation

Unit 2

Now, I can...	1	2	3
<ul style="list-style-type: none"> Listen and understand dialogs about sports and physical activities, hobbies and interests, needs, actions and common expressions; the rhymes "Easter" and "This little pig", and the songs "I like sports" and "The autumn rap". 			
<ul style="list-style-type: none"> Read and understand a comic, dialogs about sports and physical activities, hobbies and interests, needs, actions and common expression; the rhymes "Easter" and "This little pig", and the songs " I like sports" and the "The autumn rap". 			
<ul style="list-style-type: none"> Use words related to frequency of actions, sports and physical activities, hobbies and interests, needs, actions and common expressions. 			
<ul style="list-style-type: none"> Describe actions happening now and frequency of actions. 			
<ul style="list-style-type: none"> Express preferences, needs, ability and ask questions. 			
<ul style="list-style-type: none"> Play "The Easter Eggs game", using "How many". 			
<ul style="list-style-type: none"> Differentiate healthy and unhealthy habits. 			
Total			

3: Totalmente logrado

2: Logrado

1: Por lograr



3

Estructuras

- Presente continuo
- Palabras para hacer preguntas
- Adjetivos
- Adverbios de frecuencia
- Verbos
- Marcadores de tiempo
- Expresar preferencias
- Verbos modales (*can*, *can't*)

Vocabulario

- La comida
- Números del 1 al 100
- La hora
- Celebraciones
- Prendas de vestir

Juegos, rimas, canciones y poemas

- I like sports
- When I was a boy

The chocolate cake was great!

Lecciones

- 1 | In the forest
- 2 | In my free time
- 3 | Mr. Campos' song
- 4 | National holidays
- 5 | A chocolate cake
- 6 | Winter break
- 7 | Review

Lesson 1

Day One

In the forest

1. Listen and repeat the numbers.

1	2	3	4	5	
One	Two	Three	Four	Five	
6	7	8	9	10	20
Six	Seven	Eight	Nine	Ten	Twenty

Now, write these numbers.

20	Twenty
15	
19	
18	

2. Look at the clocks and write the time.



It's five o'clock.

3.



4.

3. Listen to Mr. Campos and the children's conversation and match the questions with the correct answers. There is one extra answer.

1. What were the students doing?
2. What was José looking at?
3. What was Tom writing in his notebook?
4. What was Sofía doing in the yard?

- _____ She was using her magnifying glass to observe a big frog.
- 1 _____ They were walking outside the classroom.
- _____ I was reading my homework.
- _____ He was looking at a long worm.
- _____ He was registering information.

4. Look at the pictures and write the correct opposites. Use the words from the box.

~~SMALL~~ THICK LONG CLEAN THIN SHORT DIRTY ~~BIG~~



big

small



Now, complete the sentences with the adjectives from exercise 4.

1. small / big

Mary was observing small insects with her big magnifying glass in the forest.

2. _____ / _____

This tree trunk is very _____, and we need a _____ trunk to make a tree house.

3. _____ / _____

Ants are _____ and black, while worms are _____ and yellow.

4. _____ / _____

You can't have lunch if your hands are _____. You must wash them in _____ water.

5. Complete the sentences using the words from the box. There are two extra words.

WALKING

WRITING

~~PLAYING~~

OBSERVING

HAPPENING

LISTENING

LOOKING

- Sofía was playing cards with her sister last night.
- The students were _____ a report about their outdoor class when the teacher arrived.
- Yesterday, I was _____ the natural environment in my garden.
- Jim and Raúl were _____ to Chilean music last Sunday morning.
- Angélica was at home this morning and she was _____ at the animals through the window.

Lesson 1

Day Two



A magnifying glass




A frog

Speaking Practice

1. Practice the dialog with your partner. Then change roles.



2. Look at the pictures and read the sentences. Then write the sentences in the correct order.



Sofía was looking at frogs.

Angélica was washing her hands with clean water.

José and Mr. Campos were looking at worms.

~~My class and I were in the forest.~~



1. _____ My class and I were in the forest.
2. _____
3. _____
4. _____

3. Unscramble the words to write questions.

1.

WE ENVIRONMENT
WERE OBSERVING
THE NATURAL

We were observing the natural environment.
2.

HE INFORMATION
REGISTERING WAS

3.

THE WALKING
CHILDREN WERE

4.

SOFÍA A MAGNIFYING
GLASS WAS USING

4. According to the story of this lesson, read the sentences and write T (True) or F (False). Then correct the false information.

1. F Angélica was writing a report.
Tom was writing a report.
2. _____ Mr. Campos and the students were walking outside the classroom.

3. _____ The children were observing the natural elements.

4. _____ Sofía was using a telescope.

5. _____ José and Mr. Campos were looking at a frog.

6. _____ Angélica was washing her hands with clean water.

Lesson 2

Day One


In my free time

Speaking Practice

1. Practice the dialog with your partner. Then change roles.



2. Listen and repeat the activities.



playing the flute



playing the guitar



playing the keyboard



watching TV



listening to music



playing cards



playing chess



playing basketball



painting



riding my bike



writing poems



writing stories



reading

3. Match the activities with the correct picture.

1. reading books
2. listening to music
3. watching TV
4. playing chess
5. writing poems
6. riding my bike
7. painting a picture
8. playing the flute



4. Read the activities from the box and write only the hobbies.

<input type="radio"/>	MAKING COOKIES	CROSSING THE STREET	WALKING TO SCHOOL	RIDING A BIKE
<input type="radio"/>	DRINKING COFFEE	WATCHING TV	DOING THE HOMEWORK	PLAYING CARDS
<input type="radio"/>	TAKING A SHOWER	HAVING LUNCH	PAINTING	EATING FRUIT

HOBBIES

making cookies

5. Read the answers and write the questions.

1. What / Tom do in his free time _____ ?
He reads a book about musical instruments.
2. What / Tom like doing as a hobby _____ ?
Tom likes listening to music and playing the flute.
3. What other things / he like to do _____ ?
He also likes to play basketball.

Lesson 2

Day Two

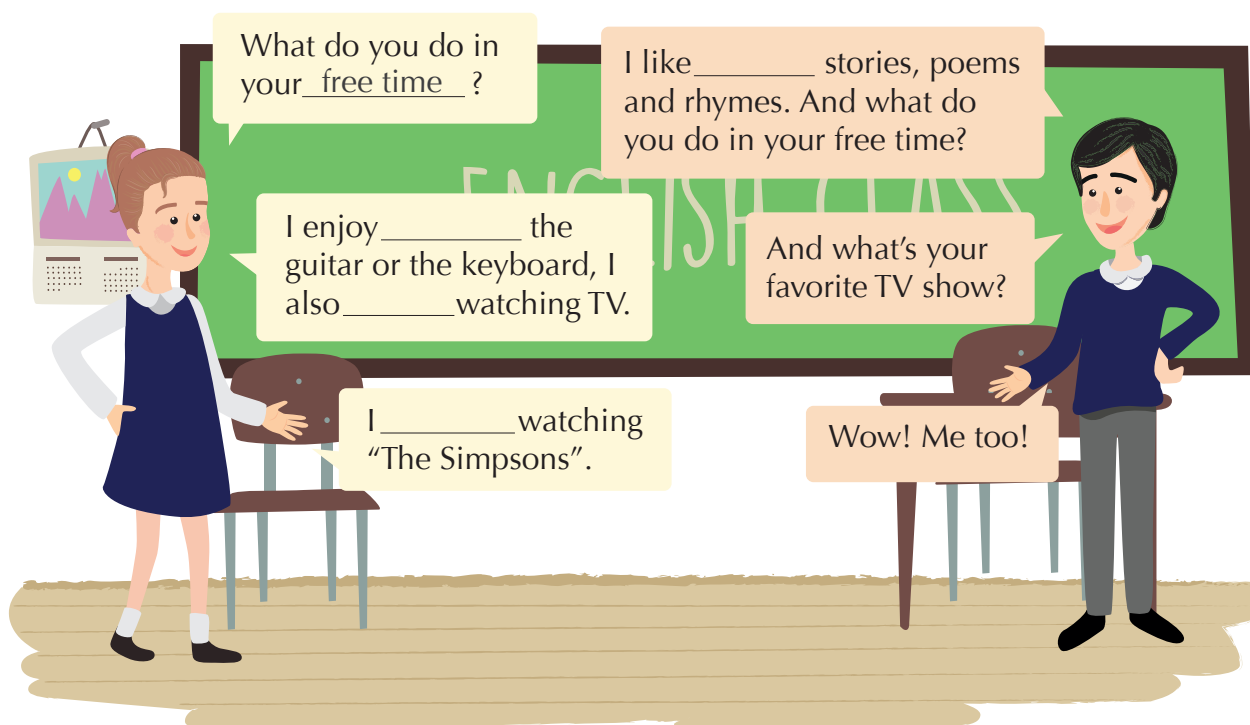
1. Listen and practice the song "I like sports".

I LIKE SPORTS

I like hiking, you like riding bikes,
She likes dancing, he likes flying kites.
Some play tennis, some play basketball.
Soccer, hockey, we can try them all.
Come on! Now it's time to go out and run.
Come on! Now it's time to play in the sun.
Moving is so fun! Let's go outside!
Let's enjoy the sun! You'll feel alright!
Come on! Now it's time to go out and run.
Come on! Now it's time to play in the sun.

2. Complete the comic using the words from the box. There are two extra words.

PLAY LIKE LOVE ~~FREE TIME~~ PLAYING LOVING WRITING



3. Read the comic again and choose the best title.

- a) The Simpsons
- b) My free time
- c) My favorite TV show

4. According to your preferences, complete the sentences using the actions from the box.



In my free time, I love _____ playing cards _____ .

In my free time, I love _____ .

As a hobby, I like _____ .

I enjoy _____ .

5. According to the story of this lesson, read the sentences and write T (True) or F (False). Then correct the false information.

1. T Angélica's favorite color is pink.

2. _____ It rains in Chuquicamata.

3. _____ Sofía brought puzzles to school.

4. _____ Tom likes playing the guitar in his free time.

5. _____ José likes riding his bike in his free time.

Lesson 3

Day One

Mr Campos' song

Speaking Practice

1. Practice the dialog with your partner. Then change roles.



Extra challenge!

Use these places to practice the dialog:



2. Listen to the song "When I was a boy" and cross out the wrong words.

When I was a boy, I lived in the mountains / fountains,
I was so happy there, I was so happy there,
I loved to play in the sport / snow.

When I was a boy, I lived in Chuquicamata,
I was so happy there, I was so happy there,
The desert / desk under the sun.

When I was a boy, I lived in New York City,
I was so happy there, I was so happy there,
The sister / city is busy and big.

Now, read the places and circle the ones mentioned in the song.



3. Read the song "When I was a boy" again and circle the correct alternative.



1. First, Mr. Campos lived in _____:
 - a) New York
 - b) the mountains
2. Later, Mr. Campos lived in _____:
 - a) Chuquicamata
 - b) New York
3. Finally, Mr. Campos lived in _____:
 - a) New York
 - b) the mountains
4. Does he like the city?
 - a) Yes, he does.
 - b) No, he doesn't.

4. Circle the correct picture to complete the sentences.

1. New York is busy and...



2. Chuquicamata is under the...



3. In the mountains, you can play in the...



Lesson 3

Day Two

1. Listen and practice the song "When I was a boy".

WHEN I WAS A BOY

When I was a boy, I lived in the mountains.
I was so happy there, I was so happy there,
I loved to play in the snow.

I was so happy there, I was so happy there,
I loved to play in the snow.

When I was a boy, I lived in Chuquicamata.
I was so happy there, I was so happy there,
the desert under the sun.

I was so happy there, I was so happy there,
The desert under the sun.

When I was a boy, I lived in New York City.
I was so happy there, I was so happy there,
The city's busy and big.

I was so happy there, I was so happy there,
The city's busy and big.

2. Classify the places into "mountain", "city" or "desert".


VALLE DEL ELQUI	CHUQUICAMATA	CAJÓN DEL MAIPO
TORRES DEL PAINE	CONCEPCIÓN	SAN PEDRO DE ATACAMA
HUMBERSTONE	PUNTA ARENAS	SANTIAGO

Mountains	City	Desert
Valle del Elqui		

3. Look at the pictures and circle 2 adjectives that best describe the place.

1. City

busy / big / relaxing




2. Mountains

snowy / busy / cold



3. Country

busy / beautiful / relaxing



4. Desert

hot / snowy / sunny



Now, use the words from exercise 3 to describe your favorite place. Follow the example.

My favorite place is the mountains because it's snowy and cold.

My favorite place is _____ because it's _____ and _____.

4. According to the story of this lesson, read the sentences and write T (True) or F (False).

1. F Angélica likes the city.

2. _____ Angélica doesn't like the city because it's too noisy.

3. _____ Mr. Campos likes the city and the mountains.

4. _____ Mr. Campos likes to play in the snow in the city.

5. _____ Angie loves to play in the snow.

Lesson 4

Day One

National holidays


Speaking Practice

1. Practice the dialog with your partner. Then change roles.



Extra challenge!

Now practice the dialog using these celebrations:



Combate Naval de Iquique



New Year's



Your birthday

2. Match each box with the correct celebration.

~~1. FIESTAS PATRIAS~~

2. NEW YEAR'S

3. THANKSGIVING

4. GLORIAS NAVALES

battle
parades
flowers


kites
national dance
empanadas

love
thanks
families

fireworks
hugs
parties

1

3. Complete the sentences using the pictures.

1. People bring flowers  to remember the men who died in the battle.

2. On Thanksgiving, families eat _____  , potatoes and pie.

3. On Glorias Navales, there are many _____  all over the country.

4. On Independence Day, people in the United States have big parties and
_____ .

4. Complete the questions using “What”, “When”, “Why” or “How”.

1. A: What do we celebrate on Fiestas Patrias?

B: We celebrate Chile’s First Government Junta.

2. A: _____ do we celebrate Glorias Navales?

B: Because we commemorate the Battle of Iquique.

3. A: _____ do we celebrate Christmas?

B: On December 25th.

4. A: _____ are two holidays that people celebrate in the United States?

B: They celebrate Thanksgiving and Independence Day.

5. A: _____ do people from the United States celebrate Thanksgiving?

B: Families get together and eat a lot of food.

Lesson 4

Day Two

Speaking Practice

1. Practice the dialog with your partner. Then change roles.

What is "Fiestas Patrias"?

It is the celebration of Chile's First Government Junta.

When do you celebrate it?

On September 18th.

2. Read the sentences and circle the dates in the calendar.

1. Anita traveled to the South on **May eighteenth**.
2. Automatic and Floyd went to the zoo on **May twenty-second**.
3. José and Felipe visited their grandparents on the **sixth of May**.
4. Tom and his team won the basketball game on the **tenth of May**.
5. Chippy had his birthday party on **May twenty-sixth**.

MAY						
MON	TUES	WED	THURS	FRI	SAT	SUN
	1	2	3	4	5	6
7	8	9	10	11	12	13
14	15	16	17	18	19	20
21	22	23	24	25	26	27
28	29	30	31			

3. Unscramble the words to write questions.

a. When
Fiestas Patrias
celebrate
we do

b. your
What is
favorite
holiday

c. we do
Mother's Day
When
celebrate

d. your
birthday you
do celebrate
How

a. When do we celebrate Fiestas Patrias ?

b. _____ ?

c. _____ ?

d. _____ ?

4. Read the paragraphs and match them with the correct picture.

a.



b.



c.



d.



1. (c) This is the celebration of Chile's First Government Junta. We dance our national dance, fly kites and eat empanadas.

2. () During this celebration, there are parades and barbecues; but there are also big parties with fireworks.

3. () This celebration occurs once a year when all families get together and give thanks for the good things in their lives.

4. () In this celebration, there are many parades all over the country, and people often bring flowers to remember the men who died in the Battle of Iquique.

5. Answer the questions and complete the crossword.

↓ DOWN

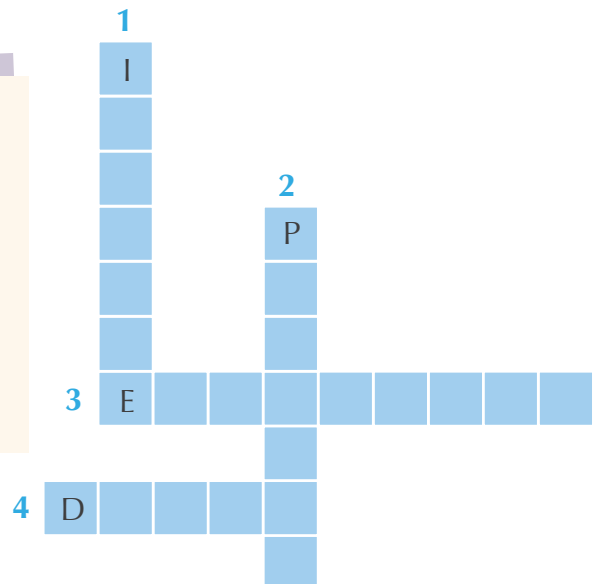
1. Where did the Combate Naval occur?

2. What do schools do to celebrate?

→ ACROSS

3. What do we eat for National Holidays?

4. What do we do for National Holidays?



6. Describe a holiday you like. Follow the example. You can use these expressions:

EAT TRADITIONAL FOOD WEAR TRADITIONAL CLOTHES WATCH THE FIREWORKS
WEAR COSTUMES COLLECT CANDIES

This is the celebration of Christmas. During this celebration, we eat turkey and tomato salad. We decorate the house and give presents to our friends and family.

Lesson 5

Day One

A chocolate cake

1. Listen to Raúl and repeat the celebrations.



a birthday party



Christmas



party



a wedding anniversary



a graduation ceremony

2. Find the words in the word snake and complete the sentences. There is one extra word.




1. I like going to birthday parties and _____ anniversaries. I love _____.
2. Last month, my sister graduated from high school and I went to her _____ ceremony.
3. I prepared a chocolate cake for my parents' wedding _____.

3. Match the pictures with the corresponding word.



SUGAR
BUTTER
FLOUR
EGGS
CHOCOLATE




4. Read Daniel's Saturday routine and complete the clocks with the correct time according to the images. Then write the actions.

DANIEL'S SATURDAY

I wake up at nine forty-five.
Then, I have breakfast with my sister.

Later, at three o'clock, I go out with my friends to ride my bike.

At ten thirty, I watch movies with my family and, finally, I go to sleep.



5. Match the two parts of the questions. There is one extra part.

- | | |
|----------------|-----------------------------|
| 1. Do you like | ___ a wedding anniversary? |
| 2. Do you know | ___ do first / next / last? |
| 3. Can you | <u>1</u> celebrations? |
| 4. What do we | ___ how to make a cake? |
| | ___ teach me? |

6. Read the sentences and underline the numbers. Then write them. Follow the example.

1. My mom brought fifteen eggs to make a cake. 15
2. At my cousin's birthday party, there was a delicious cake with nineteen candles. ____
3. My sister's graduation ceremony was on the sixteenth of December. ____
4. My two brothers are the same age; they are twelve years old. ____
5. I counted all the trees in the school yard; there are fourteen colorful trees. ____

Lesson 5

Day Two

1. Write the name of the ingredients. Use the words from the box.

SUGAR

EGGS

BUTTER

FLOUR

MILK

BAKING POWDER



2. Practice the recipe with your partner. Then change roles.

CHOCOLATE CAKE

Instructions:

1. **First**, beat the butter and the sugar with the eggs.
 2. **Next**, pour in the flour, milk, baking powder and the chocolate powder.
 3. **And last**, mix everything and put it into the oven.
- Wait for twenty minutes and it's ready to eat!

3. Organize the sequence of activities using “**First**”, “**Next**” and “**And last**”. Follow the example.

- I pour in the flour, milk, baking powder and chocolate.
- I mix everything and put it into the oven.
- I beat the butter and the sugar with the eggs.

1. When I make a cake:

First, I beat the butter and the sugar with the eggs.

Next, I pour in the flour, milk, baking powder and chocolate.

And last, I mix everything and put it into the oven.

- I leave home with my dad at 7:45.
- I wake up and take a shower.
- I get dressed and have breakfast.

2. Every morning:

- I brush my teeth and wash my face.
- I read a book and go to sleep.
- I have dinner with my family.

3. Every evening:

4. Read Angélica's diary and answer the questions.

Last weekend, we had a big dinner to celebrate my mom and dad's fifteenth wedding anniversary. The party was at home and we invited all the family and some of my parents' friends.

My dad prepared the barbecue, my cousin Pablo and I served the drinks and my aunt Sonia and my aunt Vero served the food. Dad and Mom were very happy and they danced a lot. We had a really good time with my family. Even though I missed eating fruit, it was a really good party!



1. Where was the big dinner?

- a) It was at Angélica's home.
- b) It was at Vero's home.
- c) It was in a restaurant.

2. Last weekend was...

- a) Aunt Vero's birthday party.
- b) Angélica's mom and dad's birthday.
- c) Angélica's mom and dad's anniversary party.

4. Who came to the party?

- a) all of Angie's family and her friends.
- b) Angie's cousin Pablo and her auntie Vero.
- c) all of Angie's family and her parents' friends.

3. Angélica's mom and dad...

- a) were very happy and they danced a lot.
- b) were very happy and sang a song.
- c) were very sad and danced a lot.

5. What did they prepare for dinner?

- a) They prepared a barbecue and empanadas.
- b) They prepared a barbecue.
- c) They prepared drinks and fruit.

Lesson 6

Day One

Winter Break

Speaking Practice

1. Practice the dialog with your partner. Then change roles.



Extra challenge!

Use these activities to practice the dialog:



2. Tick (✓) the clothing you wear in every season.



	Sandals	Coat	Sweater	Shorts	Dress
Fall					
Summer					
Winter					
Spring					

3. Answer the question.

What's the season now? _____

4. Look at the pictures and write the correct word from the box. There are two extra words.

SKIRT	SHOES	DRESS	SANDALS	KNIT CAP	PANTS	COAT	GLOVES
BOOTS	SCARF	BLOUSE	SWEATER	UMBRELLA	SOCKS	T-SHIRT	SHORTS



sweater



5. Complete the paragraphs using the pictures. Use the words from the box. There are two extra words.

SOCKS	WOOL SWEATERS	SCARVES	BOOTS	SANDALS	DRESSES	COATS
-------	--------------------------	---------	-------	---------	---------	-------

1. In the south of Chile the weather is usually cold. People often wear

wool sweaters



, pants, _____



and _____



2. The north of Chile is usually sunny. It hardly ever rains or snows. If you live there, you

can wear T-shirts, shorts, _____



and _____



all year!

Lesson 6

Day Two



A pair of gloves



A knit hat



A scarf

Speaking Practice

1. Practice the dialog with your partner. Then change roles.



2. Unscramble the words to write questions.

1.

LIVE IN CHILE?

WHERE

DO YOU

Where do you live in Chile?

2.

WHAT IS

IN WINTER?

IN YOUR CITY

THE WEATHER LIKE

3.

WHAT

CLOTHING ITEMS

IN WINTER?

DO YOU WEAR

3. Answer the questions from exercise 2.

1. I live in (Santiago / El Tambo / Tierra Amarilla / etc.).

2. In my city, the weather is _____ in winter.

3. I wear _____.

4. According to the story of this lesson, read the sentences and write T (True) or F (False). Then correct the false information.

1. T The homework is about describing the weather in Chile.

2. _____ Angie invited Sofía to do the homework in her house.

3. _____ José did the homework with Sofía.

4. _____ In windy places, it is impossible to carry an umbrella.

5. _____ The desert is cold during the day and hot during the night.

5. Did you know...

The Atacama Desert is the driest desert in the world?

Lesson 7

Day One

Review

Speaking Practice

1. Practice the dialog with your partner. Then change roles.



2. Complete the sentences using the words from the box. There are two extra words.

DIRTY	BIG	LONG	CLEAN
SMALL	THIN	THICK	SHORT

1. Sofía is looking at big frogs through her magnifying glass.
2. There are _____ and _____ tree trunks in the forest.
3. Angélica is washing her hands with _____ water.
4. José and Mr. Campos are looking at a _____ worm and a _____ worm.

3. Read the sentences and write the dates using numbers.


1. We celebrate Glorias Navales on **May twenty-first**.
_____ May 21st _____
2. An important national holiday in the United States is Independence Day on **July fourth**.

3. We celebrate Mother's Day on **May tenth**.

4. In Chile, we celebrate Fiestas Patrias on **September eighteenth**.


4. Classify the words from the box into "Indoor Activities" and "Outdoor Activities".

LISTENING TO MUSIC	RIDING A BIKE	PLAYING CHESS	PLAYING SOCCER
RUNNING	WATCHING TV	MAKING COOKIES	RIDING A HORSE



INDOOR ACTIVITIES

listening to music



OUTDOOR ACTIVITIES

riding a bike

5. Read María's Monday routine and complete the clocks with the correct time according to the images. Then write the actions.

MARÍA'S MONDAY

I wake up at six thirty. I take a shower, brush my teeth and get dressed.
 Later, at seven-thirty, I go to school and have breakfast. I like milk for breakfast!
 At four o'clock, I go home and do my homework.
 At night, I paint pictures and go to sleep.



Lesson 7

Day Two

Speaking Practice

1. Complete the dialog with your own information. Practice with your partner and change roles.



2. Read the sentences and find the words in the wordsearch, to complete the sentences in the next page.



1. Hello, guys! It is my parents' anniversary today.
2. Last month, my sister graduated from high school and I went to her graduation
_____.
3. I like going to birthday parties, wedding parties and anniversaries; I love
_____.
4. My friend is buying flowers as a gift for his parents' _____ anniversary.

3. Complete the sentences using the pictures. Follow the example.

<p>1. Angélica is in Santiago; _____ she is wearing a dress.</p>	
<p>2. Mr. Campos is in the Andes Mountains; _____ he _____.</p>	
<p>3. Tom and José are in the South; _____.</p>	
<p>4. Sofía is on the beach; _____.</p>	

4. Complete the questions using "What", "When", "Where" or "How".

1. What is your favorite holiday?
2. _____ do you do in your free time?
3. _____ do you celebrate your birthday?
4. _____ do we celebrate Mother's Day?
5. _____ do you live in Chile?

Self Evaluation

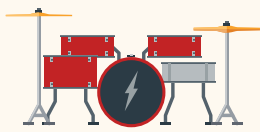
Unit 3

Now, I can...	1	2	3
<ul style="list-style-type: none">• Listen and understand dialogs about preferences, celebrations, routines, the time, places, hobbies and interests, clothing and the songs "When I was a boy" and "I like sports".			
<ul style="list-style-type: none">• Read and understand a recipe, a comic, dialogs about preferences, celebrations, routines, the time, places, hobbies and interests, clothing and nature; the songs "When I was a boy" and "I like sports".			
<ul style="list-style-type: none">• Use words related to preferences, celebrations, routines, the time, places, hobbies and interests, nature, clothing and descriptions.			
<ul style="list-style-type: none">• Describe places, celebrations and routines.			
<ul style="list-style-type: none">• Express actions happening in the past, preferences, ask questions, tell the time, the date and put events in the correct order.			
<ul style="list-style-type: none">• Appreciate my country's geography and traditions.			
Total			

3: Totalmente logrado

2: Logrado

1: Por lograr



4

Estructuras

- Adjetivos comparativos
- Forma condicional (*would* / 'd)
- Preposiciones de lugar
- Adverbios

Vocabulario

- Viajes
- Números ordinales
- Colores
- Lugares
- Naturaleza
- Países de habla inglesa

Juegos, rimas, canciones y poemas

- Celebrations!
- Spring is here!

Do you like outdoor activities?

Lecciones

- 1 | Back from vacation
- 2 | What are you like?
- 3 | Let's celebrate
- 4 | So many places to see
- 5 | My visit to the city
- 6 | A nature walk
- 7 | Review

Lesson 1

Day One

Back from vacation

Speaking Practice

1. Practice the dialog with your partner. Then change roles.



Before we read

2. Look at the pictures. What do you think the text is going to be about?



3. Look at the text and identify the type of text and circle one option:

- a) a newspaper
- b) a brochure
- c) an email

Reading


4. Read the text and check your predictions.

From: **Angélica**
To: **José**
Subject: **My vacation.**

Dear José:

During my vacation, I didn't go anywhere. I stayed home with my family. I read some books and helped my parents with the housework. What about you?

Angélica




From: **José**
To: **Angélica**
Subject: **Hello!**

Dear Angélica:

I went to Valle del Elqui. My aunt has friends there and we visited them but I didn't have fun because I got sick. I brought home some souvenirs from the valley and a book.

See you soon!

José



5. Read the text again and sequence the events in the correct order. Use the words from the box.

1ST FIRST	2ND SECOND
3RD THIRD	4TH FOURTH
5TH FIFTH	

1. 1st (FIRST) I went to Valle del Elqui.
2. _____ I got sick.
3. _____ My aunt has friends.
4. _____ I didn't have fun.
5. _____ I brought home some souvenirs.

After we read

6. Answer the questions with your own information to make a paragraph.

1. Where did you go on your last vacation?
2. What did you read during your vacation?
3. Who did you visit during your vacation?
4. What did you bring home from your vacation?

In my last vacations,

- (1) I went to the beach.
- (2) _____
- (3) _____
- (4) _____

I had a good time!

Bye!

Did you know...

that the fifty stars on the flag of the United States represent the 50 states of the country?

Lesson 1

Day Two

Speaking Practice

1. Practice the dialog with your partner. Then change roles.



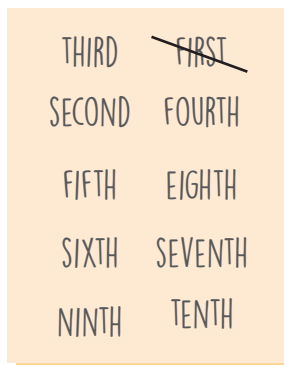
2. Look at the flags of some English-speaking countries and match them with the corresponding country.



Australia
United Kingdom
United States
Canada



3. Look at the picture and write the order in which the students came in to eat cake. Use numbers from the box.



Raúl		Jim		Sofía		Tom		Floyd	First
Mary		Anita		José		Angélica		Automatic	

4. Look at the table and answer the questions below. Follow the example.

	place	activity	souvenir
Anita	Azapa	rode a bike	some olive oil
Jim	Puerto Natales	made cookies	a wool sweater
Raúl	Valparaíso	visited some friends	a picture of the sea

1. Where did Anita go on vacation?

She went to Azapa. _____ .

4. What did Raúl do in Valparaíso?

He _____ .

2. Where did Jim go on vacation?

He went to _____ .

5. What did Jim bring back home?

He brought back _____ .

3. What did Anita do in Azapa?

She _____ .

5. According to the story of this lesson, read the sentences and write T (True) or F (False). Correct the false information.

1. T Mr. Campos' vacation was very relaxing.

2. _____ José didn't like his vacation because he got sick.

3. _____ Angélica stayed home with her family during her vacation.

4. _____ Tom went to England because his mom was working there.

5. _____ José's aunt gave him a book by Marcela Paz.

5. _____ Sofía brought a plate with Mapuche decoration from Valdivia.

Lesson 2

Day One

What are you like?

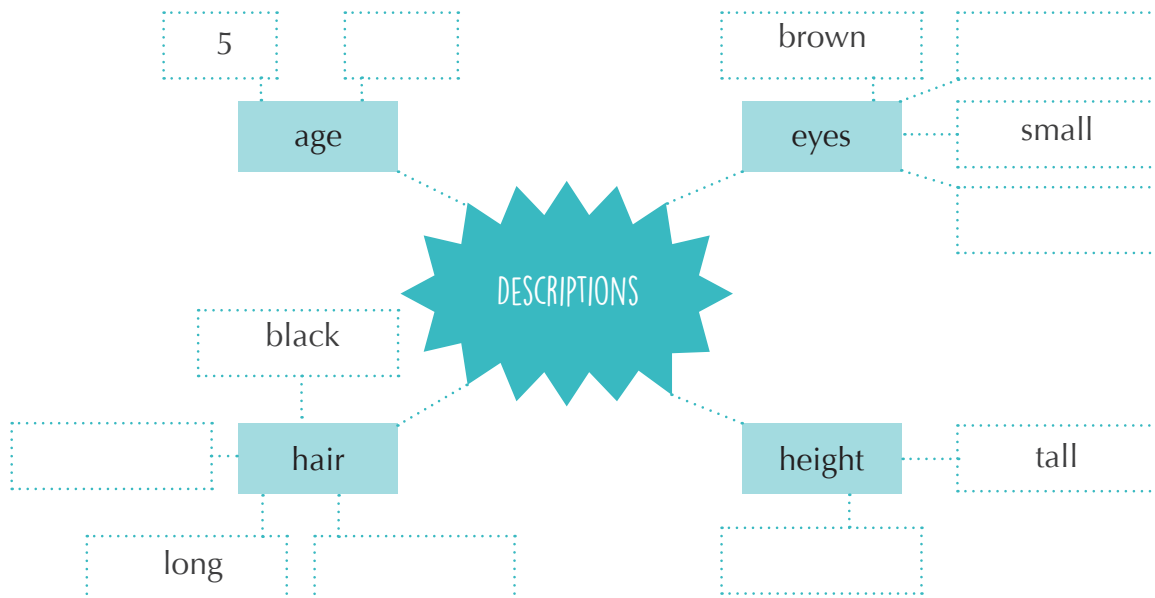
Speaking Practice

1. Practice the dialog with your partner. Then change roles.



2. Read Valentina and Antonia's descriptions. Then complete the diagram.

Antonia She is 5 years old. She has small brown eyes. She has long black hair. She is tall .	Valentina She is 2 years old. She has big blue eyes. She has short brown hair. She is short .
--	---



3. Complete the sentences using the words from the box. There is one extra word.

YOUNGER

SHORTER

SHORTER

~~OLDER~~

LONGER

TALLER

SMALLER

Antonia is 5. She is older than Valentina. (age)

Her hair is _____ than Valentina's. (hair)

She is _____ than Valentina. (height)

Valentina is 2. She is _____ than Antonia. (age)

Her hair is _____ than Antonia's. (hair)

She is _____ than Antonia. (height)



4. The purpose of the text is _____.

- a) to compare
- b) to inform
- c) to give instructions

5. Match the two parts of the questions. There is one extra part.

A

- 1. What are
- 2. Are Tom and José younger
- 3. Is Sofía
- 4. Is Angie's hair

B


- _____ shorter than José?
- 1 you like?
- _____ longer than Sofía's?
- _____ than Mr. Campos?
- _____ older than Sofía?

Lesson 2

Day Two

Speaking Practice

1. Practice the dialog with your partner. Then change roles.



2. Choose and circle one word in italics for every sentence using your own and your partner's information.

1. My partner is *older* / *younger* than me.
2. My partner is *taller* / *shorter* than me.
3. My partner's hair is *shorter* / *longer* than mine.

3. Look at the pictures and complete the table.



	hair	eyes
José	<u>short</u> and brown	brown
Sofía	short and _____	_____
Angélica	_____ and red	blue
Tom	short and _____	_____



Now, make sentences using the information from the table in exercise 2. Follow the example.

1. José has short brown hair. He has brown eyes.
2. Sofía has _____ hair. She has _____ eyes.
3. Angélica _____ hair. She _____.
4. Tom _____ . _____ .

4. According to the story of this lesson, circle the correct alternative.

1. **a)** Mr. Campos showed a photograph of his nieces.
b) Mr. Campos showed a photograph of his family.
2. **a)** Mr. Campos has two nieces.
b) Mr. Campos has one niece.
3. **a)** Mr. Campos' nieces are Angélica and Sofía.
b) Mr. Campos' nieces are Antonia and Valentina.
4. **a)** Antonia is shorter than Valentina.
b) Antonia is taller than Valentina.
5. **a)** Sofía has a nephew. His name is Carlos.
b) Sofía has a nephew. His name is Diego.
6. **a)** Sofía's nephew is five days old.
b) Sofía's nephew is five years old.

Lesson 3

Day One

Let's celebrate

Speaking Practice

1. Practice the dialog with your partner. Then change roles.



2. Listen to the song "Celebrations!" and number the lyrics in the correct order.

Celebrations! Celebrations!
Celebrations! Celebrations!

Come on, join me, let's celebrate,
have a party, it's a special day.
In March, October, even in May
All you need is to learn what to say.

Come on, join me, let's celebrate,
have a party, it's a special day.
In March, October, even in May
All you need is to learn what to say.

Celebrations! Celebrations!
Celebrations! Celebrations!

At Halloween,
Say 'Trick or treat!'
If it's New Year,
'Happy New Year'
On Mother's Day,
'Have a happy day!'

If it's my birthday,
Say 'Happy birthday!'
And if it's Christmas,
Say 'Merry Christmas'.
At graduations
'Congratulations!'

Celebrations! Celebrations!
Celebrations! Celebrations!

3. Listen and repeat the expressions.



4. Write the corresponding expression under each picture. Use the words from the box.



1. Congratulations!

2. _____

3. _____



4. _____

5. _____

6. _____

5. Match the sentences with the correct expressions. There is one extra expression.

1. It is my graduation today.

_____ Happy birthday!

2. I'm so happy! It is my birthday today!

_____ Merry Christmas to you, too.

3. Happy Mother's Day!

_____ Happy New Year, too.

4. Merry Christmas!

1 Congratulations!

_____ Thank you, darling.

Lesson 3

Day Two

Speaking Practice

1. Practice the dialog with your partner. Then change roles.



2. Write the name of your favorite celebration. Then draw it and color it in the space below.

My favorite celebration is _____.

A large, empty rectangular area with a light blue background, intended for a student to draw and color their favorite celebration. A small blue paperclip is attached to the top right corner of this area.

3. Listen and practice the song "Celebrations!".

CELEBRATIONS!

Celebrations! Celebrations!
Celebrations! Celebrations!

Come on, join me, let's celebrate!
Have a party, it's a special day.
In March, October, even in May,
All you need is to learn what to say.

If it's my birthday say 'Happy birthday!'
And if it's Christmas say 'Merry Christmas!'
At graduations 'Congratulations!'

Celebrations! Celebrations!
Celebrations! Celebrations!

Come on, join me, let's celebrate!
Have a party, it's a special day.
In March, October, even in May
All you need is to learn what to say.

At Halloween say 'Trick or treat!'
If it's New Year 'Happy New Year!'
On Mother's Day 'Have a happy day!'

Celebrations! Celebrations!
Celebrations! Celebrations!

Come on, join me, let's celebrate!
Have a party, it's a special day.
In March, October, even in May
All you need is to learn what to say.

4. According to the song of this lesson, circle the correct answer for each question.

1. How can you celebrate a special day?

- a) having a barbecue
- ☒ b) having a party
- c) eating a cake

2. When can you celebrate a special day?

- a) in March, October, even in May
- b) in March, September, even in May
- c) in May, October, even in April

3. What should you say at Halloween?

- a) 'treat or chick'
- b) 'trip or treat'
- c) 'trick or treat'

4. What is all you need to learn to celebrate a special day?

- a) how to say
- b) what to say
- c) what to sing

Lesson 4

Day One

So many places to see

Speaking Practice

1. Practice the dialog with your partner. Then change roles.



2. Describe Tom and José. Follow the example.



1. Tom is taller than José.
2. José is shorter than Tom.
3. Tom is older than José.
4. José is younger than Tom.

3. Match the parts of the rhyme with the corresponding picture. There is one extra picture.

Spring is here, spring is here.

And the sky is blue and clear.

Winter and the cold have passed.

Now the summer is coming fast!



4. Read the sentences and tick (✓) the correct picture.

1. We were in the city, in Puerto Montt.



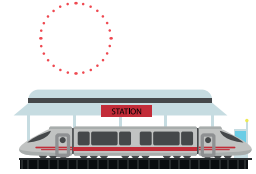

2. Pancho and I were in front of a church.



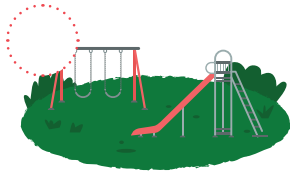
3. We performed in front of supermarkets.



4. Pancho and I were at the bus station.



5. We loved to perform in the streets.



5. Complete the conversation with the words from the box. There is one extra word.

FEEL

~~MISS~~

FIND

TRAVEL

REMEMBER



Hi, Chippy. Why are you crying?

I'm sad because I miss my friend Pancho.

I'm sorry Chippy.

Thank you, José.



Now that my friends are here, I feel better.

It's good to remember happy times with your friends.

I think you're right. I'm going to find my pictures with Pancho.



6. Read the conversation again and choose the best title for the story.

a) Happy Memories

b) Happy Chippy

Lesson 4

Day Two

1. Listen and practice the rhyme "Spring is here".

SPRING IS HERE

Spring is here, spring is here,
And the sky is blue and clear.
Winter and the cold have passed,
Now the summer's coming fast!

2. Unscramble the words to write questions.

WOULD YOU LIKE

TO TRAVEL

WHERE

A: _____ Where would you like to travel _____ ?

B: I would like to travel to the valley.

WOULD YOU LIKE

WHERE

TO GO

A: _____ ?

B: I would like to go to the beach.

TO VISIT

WOULD YOU LIKE

WHAT OTHER PLACES

A: _____ ?

B: I would like to visit the city.

3. Complete the sentences using the expressions from the box.

...IT'S RELAXING. ...I LOVE TO SWIM. ...IT'S SO WONDERFUL AND BIG.
...I LIKE TO GO TO THE CINEMA. ...I LOVE HIKING.



Children, what is your favorite place to travel to?

I like to go to the desert because it's so wonderful and big.



I love to go to the country because _____.

I like to visit the mountains because _____.



I like to travel to the beach because _____.

I like to go to the city because _____.



4. According to the story of this lesson, number the pictures in the correct order.



Now, match each picture with the corresponding part of the story.

- 1 The children heard someone crying.
_____ Chippy remembered when his friend Pancho left last year.
_____ Chippy was happy showing some photos of the places he visited with Pancho.
_____ Chippy was sad because he felt lonely out in the forest.

5. Let's talk!

According to the story of this lesson, which value can you observe?

- a) ecology b) generosity c) friendship

Lesson 5

Day One

My visit to the city


Speaking Practice

- Practice the dialog with your partner. Then change roles.

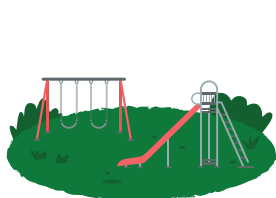


- Look at the pictures and write the names of the places of the city. Use the words from the box.

TRAIN STATION	CITY SQUARE	SCHOOL	HOUSE	FACTORY	BUS STATION
CHURCH	HOSPITAL	MINE	POLICE STATION	FIRE STATION	



1. bus station



2. _____



3. _____



4. _____




5. _____




6. _____



7. _____



8. _____



9. _____



10. _____



11. _____

3. Write a name for the following places in your city or town. Follow the example.

1. City Square: Plaza de Armas de Santiago

2. City Square: _____

3. Hospital: _____

4. School: _____

5. Factory: _____

6. Church: _____

7. Bus station: _____

4. Match each sentence with the corresponding picture. There is one extra sentence.


1. The bus is behind the house.

2. The trees are between the house and the supermarket.

3. The bus is in front of the hospital.

4. The trees are next to the school.

5. The bus is next to the school.



Did you know...

that Inuits sometimes build icehouses, or igloos, to protect them from the wind when they are out hunting?

Lesson 5

Day Two

1. Practice the dialog with your partner. Then change roles.

Where is the police station?

It's next to the house.

Where is the mine?

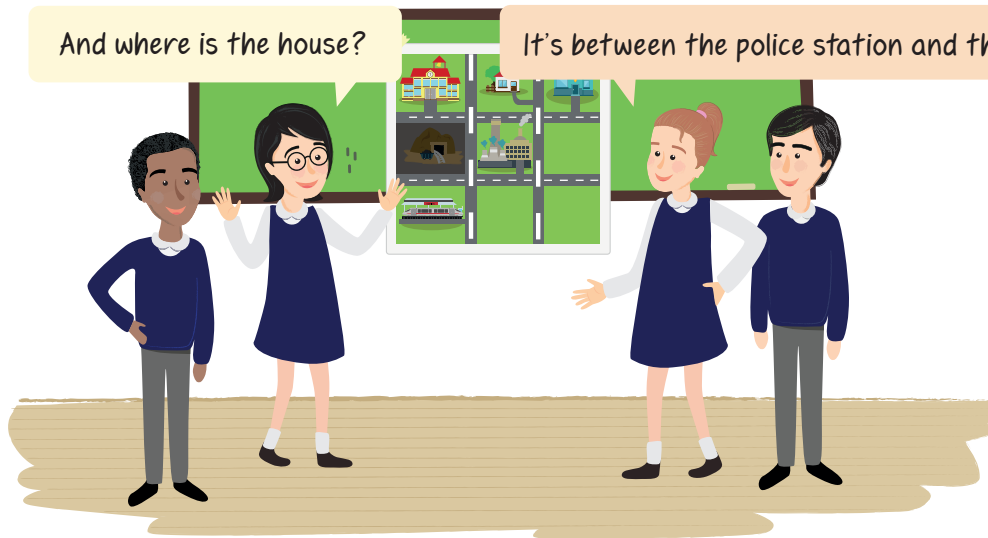
It's behind the train station.

Where is the factory?

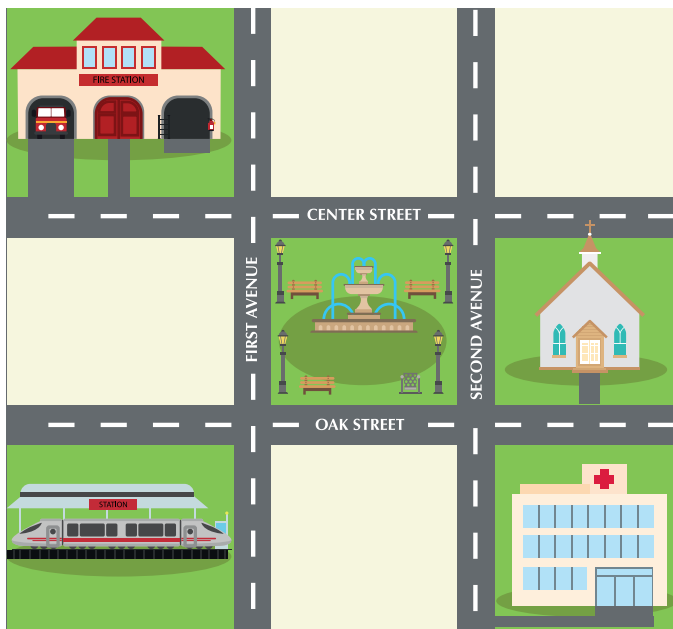
It's in front of the house.

And where is the house?

It's between the police station and the school.



2. Read the directions and draw the places on the map. Follow the example.



1. The church is in front of the city square.
2. The house is behind the church.
3. The school is next to the hospital.
4. The police station is between the train station and the fire station.
5. The factory is between the fire station and the house.

3. Complete the dialogs with the corresponding questions. Use the questions from the box. There is one extra question.

WHERE IS THE CHURCH?	DO YOU LIKE THE CITY?	DOES SOFÍA LIKE THE BEACH?
WHERE IS THE BUS STATION?	WHERE IS YOUR BROTHER'S HOUSE?	

1. _____ Do you like the city? _____ ?

Yes, we do.

2. _____ ?

The bus station is between the police station and the factory.

3. _____ ?

It's behind the church.

4. _____ ?

She loves it.

4. According to the story of this lesson, circle the correct answer.

1. Mr. Campos prefers...

a) the city.

☒ b) the country.

2. Sofía is visiting her brother...

a) who lives in the country.

b) who lives in the city.

3. Sofía is going to the city...

a) by bus.

b) by train.

4. The house of Sofía's brother is...

a) in front of the church.

b) behind the church.

5. Angie is sad because...

a) Sofía is not going to school.

b) she doesn't like the city.

Lesson 6

Day One

A nature walk


Speaking Practice

1. Practice the dialog with your partner. Then change roles.



2. Look at the pictures and write the name of the places. Use the words from the box. There is one extra word.

~~FIELD~~ RIVER OCEAN DESERT FOREST MOUNTAINS



1. field 2. _____ 3. _____ 4. _____ 5. _____

3. Match the activities with the corresponding environments.




1. run and play

2. ride horses

3. watch birds

4. swim



4. Complete the conversation using the words from the box. There are two extra words.

DECORATE

COLLECT

SEE

PICKING

FLOWERS

ROCKS

~~LEAVES~~

TREES



I would like to collect some objects from nature.

We should collect some leaves to _____ our classroom.



We can _____ beautiful _____ like this grey one.



Let's finish _____ these purple and white _____ from the field.

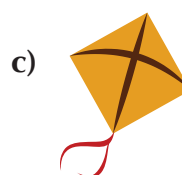



Now, read the conversation again and circle the correct alternative.

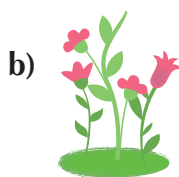

1. The children were at _____:



2. Sofía wanted to collect _____:



3. Tom wanted to decorate the classroom with _____:



Did you know...

Chile has all the existing climates in the world, except the tropical one?

Lesson 6

Day Two

Speaking Practice

1. Practice the dialog with your partner. Then change roles.



2. Unscramble the words to make sentences. Then write the complete sentence.

I LIKE TO
THE HORSES IN
RIDE MOUNTAINS

I TO THE
LIKE FIELD
PLAY IN

1. I like to ride horses in the mountains .

2. _____ .

I WATCH TO
THE
BIRDS FOREST
LIKE IN

I OCEAN
THE IN
LOVE
SWIM TO

3. _____ .

4. _____ .

3. Circle the correct word in italics to complete the questions.

1. A: ~~As~~ *Do* / Does you like nature?

B: Yes, I do. I love nature.

2. A: What *is* / *are* your favorite kind of environment?

B: My favorite environment is the beach.

3. A: *Do* / Does Tom like going to the mountains?

B: Yes, he does. He loves the snow.

4. A: What *are* / *is* your favorite outdoor activities?

B: Our favorite outdoor activities are playing soccer and running.

4. According to the story of this lesson, match the characters with the sentences. There is one character who matches with two sentences.

I like to watch birds in the forest.

I love to swim in the ocean.

I like to ride horses in the mountains.

I prefer to swim in rivers.

I love to run and play in the field.

The image shows four characters sitting at desks. A dotted line connects the first speech bubble to the first character.

Speaking Practice

1. Practice the dialog with your partner. Then change roles.



2. Write the ordinal numbers with words.

a. 1st: _____ First

b. 2nd: _____

c. 3rd: _____

d. 4th: _____

e. 5th: _____

f. 6th: _____

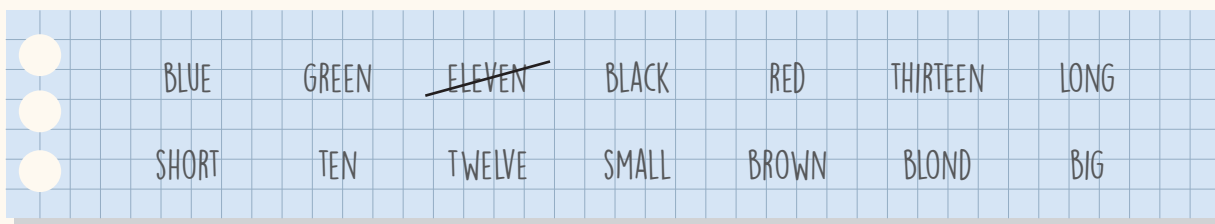
g. 7th: _____

h. 8th: _____

i. 9th: _____

j. 10th: _____

3. Complete the sentences with your own information. You can use the words from the box.



1. I'm 11 years old. I have long brown hair.
My eyes are big and black.
2. My best friend is _____ years old. She / he has _____ hair.
Her / his eyes are _____ and _____.
3. My mom is _____ years old. She has _____ hair.
Her eyes are _____ and _____.

4. Unscramble the words to complete the sentences.

1. We were in the _____ city (tyci), in Puerto Montt.
2. Pancho and I were in front of a _____ (hucrch).
3. My friend and I loved to perform in the _____ (tsertes).
4. My aunt's house is next to the _____ (smaretukper).
5. The bank is between the _____ (pithalos) and the _____ (taforyc).

Lesson 7

Day Two


1. Look at the map and complete the sentences using “in front of”, “next to”, “between”, or “behind”.

1. The police station is _____ between _____ the train station and the fire station.
2. The school is _____ the supermarket.
3. The factory is _____ the fire station.
4. The supermarket is _____ the hospital and the house.
5. The fire station is _____ the police station.



2. Classify the activities from the box into “mountains”, “forest” or “ocean”.

RIDE HORSES	PLAY	PICK FLOWERS	COLLECT ROCKS	SWIM
RUN	WATCH BIRDS	RIDE A BIKE	HIKE	HAVE A PICNIC



3. Write a question for each answer. Follow the example.

- Where / you go on vacation: Where did you go on vacation ?
I went to La Serena to visit my aunt.
- What / she look like: _____ ?
She's tall and has long black hair.
- Where / you like to travel: _____ ?
I would like to travel to the south of Chile.
- Where / the bus station: _____ ?
The bus station is in front of the police station.
- What / your favorite kind of environment: _____ ?
My favorite kind of environment is the forest.

Self Evaluation

Unit 4

Now, I can...	1	2	3
<ul style="list-style-type: none"> Listen and understand dialogs about English-speaking countries, vacation, comparisons, personal descriptions, celebrations, places in the city and locations; the song "Celebrations!" and the rhyme "Spring is here". 			
<ul style="list-style-type: none"> Read and understand a map, a comic, an e-mail, dialogs about English-speaking countries, vacation, comparisons, personal descriptions, celebrations, places in the city and locations; the song "Celebrations!" and the rhyme "Spring is here". 			
<ul style="list-style-type: none"> Use words related to countries, vacation, comparisons, personal descriptions, celebrations and places in the city. 			
<ul style="list-style-type: none"> Describe actions that happened in the past, personal descriptions and places. 			
<ul style="list-style-type: none"> Express comparisons, preferences, sequence of events and location of places. 			
<ul style="list-style-type: none"> Value friendship and family as part of my life. 			
Total			

3: Totalmente logrado

2: Logrado

1: Por lograr



Estructuras

- Gran consolidación

5

Do you remember?

Lecciones

- 1 | Review unit I & II (Part I)
- 2 | Review unit I & II (Part II)
- 3 | Review unit I & II (Part III)
- 4 | Review songs!
- 5 | Review unit III & IV (Part I)
- 6 | Review unit III & IV (Part II)
- 7 | Review unit III & IV (Part III)

Lesson 1

Day One

Summary Unit 1 and 2 (Part 1)

Speaking Practice

1. Practice the dialog with your partner. Then change roles.



2. Complete the sentences with the words from the box. There is one extra word.

HAPPY

SCARED

~~Tired~~

SAD

HUNGRY

MAD

1. We are so tired . We walked for two hours.
2. I'm so . It's my parents' anniversary today!
3. Mr. Campos is . He misses his family.
4. Sofía and Angélica are of vampires.
5. Jim is at Raúl because he forgot his birthday.

3. Write a sentence for each picture about what you did last summer. Follow the example.



Last summer,
I went to the beach



Last summer,



Last summer,



Last summer,



Last summer,



Last summer,



_____,
_____.



_____,
_____.

4. Answer the questions about your grandmother.

1. Who is she?

She's my grandmother

3. When was she born?

_____.

2. What's her name?

_____.

4. Where is she from?

_____.

5. Ask your friends how they feel. Then write their answers.



Are you scared?

Yes, I am.



Name	Happy	Mad	Scared
Amanda	No, I am not.	No, I am not.	Yes, I am.

Lesson 1

Day Two

Speaking Practice

1. Practice the dialog with your partner. Then change roles.



2. Complete the sentences using the words from the box. There are two extra words.

WOMEN DOCTORS CHILD CHILDREN ~~POLICEWOMEN~~ DOCTOR WOMAN


1. Those policewomen are in the police station.
2. My _____ is working in the hospital today.
3. The _____ are playing in the treehouse.
4. That nice _____ is Sofia's aunt.
5. María is an only _____. She has no brothers or sisters.

3. Look at the pictures and complete the sentences.

1. My cousin Felipe was at the beach this morning.



2. Dolores and Chippy are looking at the ships in the _____.



3. Mary loves to go to the _____ when it is snowing.



4. Raúl has a cousin who lives near _____ Llanquihue.



5. The animals took a lot of pictures in the hot and sunny _____.



6. Last Saturday, Jim and Anita had a picnic on the _____ bank.



4. Complete the sentences about "health". Use the words from the box. There are two extra words.

MILK

MUSIC

SITTING

VEGETABLES

CANDIES

SPORTS

TV

1. Playing football with your friends is better for your body than _____ all day.



2. Playing _____ like soccer, tennis or basketball is a good way to be healthy.



3. Watching _____ all day long is not good for your health.



4. Eating _____ and fruits every day can help you stay healthy.



5. Drinking _____ every day is good for your body.



Lesson 2

Day One

Summary Unit 1 and 2 (Part 2)

Speaking Practice

1. Practice the dialog with your partner. Then change roles.

What is your favorite sport or physical activity?



I like football.

Before we read

2. Complete the sentences using the words from the box. There is one extra word.

BOUGHT

MADE

WENT

VISITED

TOOK

1. Angélica _____ to the beach last summer.
2. Last Sunday, Mr. Campos _____ fruits and vegetables in the market.
3. Yesterday, Anita and Jim _____ a delicious apple pie in the tree house.
4. Last summer, Tom _____ his family in the United States.

3. Where do you usually go on vacation? Look at the pictures and tick (✓).



the river




the beach




the mountains



the forest



the city



the desert

I USUALLY GO TO...

4. What do you usually do during vacation? Look at the pictures and tick (✓).




buy souvenirs



visit family



have a picnic



make fried fish



go fishing



play music

I USUALLY ...

Reading

5. Complete the postcard using the words from the box.

FRIDAY

YESTERDAY

~~MORNING~~

AFTERNOON

~~WEEK~~

Dear Angie,

I'm having a great time here in Los Vilos.

I love to go to the beach every morning. Every _____ I play the guitar with my cousins, Tomás and Rita. _____, we went fishing and my Uncle

Ricardo made fried fish for lunch.

Last week, we took a bus to La Serena and I bought a present for mom and dad.

Last _____, we also visited my grandmother who lives in Coquimbo. It's beautiful!

Love,

Sofía

6. Read the postcard again and answer the questions.

1. Who is Rita?

- a) Sofía's grandmother b) Sofía's aunt c) Sofía's cousin

2. What did Sofía do for her parents?

- a) She played music. b) She cooked. c) She bought something.

3. Where does Sofia's grandmother live?

- a) Los Vilos b) La Serena c) Coquimbo

4. Where did Sofía go on holidays?

- a) Los Vilos b) Los Vilos and La Serena c) Los Vilos, La Serena and Coquimbo

After we read

7. Rewrite Sofía's postcard replacing the missing words with your own information.

Dear _____,

I'm having a great time here in _____.

I love to _____ every _____. Every _____ I _____ with my cousins, _____ and _____. _____ we went _____ and my uncle _____ made _____ for lunch.

Last week we took a bus to _____ and I bought a _____ for mom and dad.

Last _____ we also visited my _____ who lives in _____

It's beautiful!

Love, _____.

Lesson 2

Day Two


Speaking Practice

1. Practice the dialog with your partner. Then change roles.



2. Complete the hobbies using the words from the box. There are two extra words.

PLAY WRITE MAKE WATCH DO LISTEN TO LOOK PAINT



1. _____ a picture



2. _____ a story



3. _____ music



4. _____ TV











5. _____ cards



6. _____ puzzles

3. Ask your friend what activities he/she can/can't do according to the pictures. Then write his/her answer.

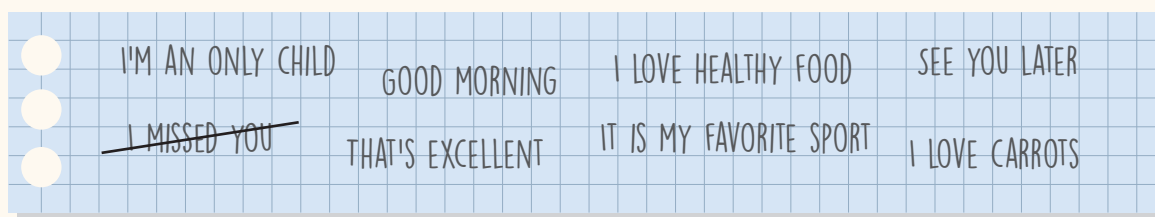
Name	Activities	Answer
Pablo	   	I can't paint a picture, but I can write a poem.
	   	

4. Read the sentences and color the circles according to the frequency of the actions in the sentences.

- Tom plays soccer every Friday in the park. ☐ ☐ ☐
- Jim and Raúl never go to the mountains. ☐ ☐ ☐
- Sofía doesn't eat chocolate at night. ☐ ☐ ☐
- José and Angie sometimes do puzzles together. ☐ ☐ ☐
- José listens to music every day at home. ☐ ☐ ☐



5. Complete the sentences with the expressions from the box. There are two extra phrases.



- I'm happy to see you again. I missed you!
- Goodbye, Jim. _____!
- I love basketball. _____.
- Thank you for the fruit. _____!
- I don't have any brothers or sisters. _____.
- Very good job. _____!

Lesson 3

Day One

Summary Unit 1 and 2 (Part 3)

Speaking Practice

1. Practice the dialog with your partner. Then change roles.

When is your birthday, José?

In June, Mr. Campos.



2. Complete the sentences with the expressions from the box. There is one extra expression.

THAT'S RIGHT

LET'S PRACTICE

I'M SORRY

I'M READY

~~LET'S WORK TOGETHER~~

THAT'S GREAT

1. We need to practice. Let's work together!
2. Do you remember the alphabet? _____!
3. _____! I finished.
4. _____! I was nine in this picture.
5. Very good job. _____!

3. Write the results of the math exercises. Follow the example.

- a. $5 + 7 =$ twelve
- b. $8 \times 2 =$ _____
- c. $(5 \times 2) + 8 =$ _____
- d. $(6 \times 5) - 14 =$ _____
- e. $(7 \times 2) - 5 =$ _____
- f. $(9 \times 2) - 9 =$ _____

4. Read Tamara's Friday routine and complete the clocks with the correct time according to the pictures. Then write the actions.

TAMARA'S FRIDAY

I wake up at seven o'clock. I take a shower, brush my teeth and get dressed.

Later, I go to school and have breakfast.

At two forty-five, I go home and play basketball with my friends.

At nine thirty, I play cards with my parents and go to sleep.

I love Fridays!



5. Write sentences about musical instruments using the words from the box. Follow the example.

I LOVE	I LIKE	MY FAVORITE	MUSICAL	INSTRUMENT
PLAY	IS	THE FLUTE	THE PIANO	THE GUITAR

- I like the flute.
-
-

Lesson 3

Day Two

Speaking Practice

1. Practice the dialog with your partner. Then change roles.



2. Complete the sentences with the musical instruments in the pictures.

1. Sofía is learning how to play the _____.



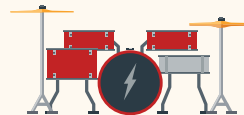
2. Tom plays the _____ and the _____.



3. Mr. Campos loves playing the _____.



4. Automatic plays the _____ on weekends.



5. Floyd plays the _____ with his friends.



3. Answer the questions about your daily routine. Follow the example.

1. What time do you usually wake up?

I wake up at 7:00 .

2. What time do you usually take a shower?

_____ .

3. What time do you usually have breakfast?

_____ .

4. What time do you usually leave home?

_____ .

4. Match the questions with the corresponding answers. There is one extra answer.

1. What's your favorite sport?

a. at 7:30 am

2. How often do you speak English?

b. every day

3. What time do you usually have breakfast?

c. I love soccer

4. Do you play any musical instrument?

d. at 5:00 pm

e. Yes, I play the flute

5. Write the missing part of the questions.

1. What is your favorite hobby?
My favorite hobby is playing chess.

2. _____ was Marcela Paz born?
She was born in 1902.

3. _____ you have any brothers or sisters?
No, I don't. I'm an only child.

4. _____ were you two years ago?
I was 9 years old.

5. _____ did you go last summer?
I went to Santiago with my brother.

Lesson 4

Day One

Review songs!

1. Look at the pictures and complete the sentences.

1. José is playing the _____.
2. Sofía is playing the _____.
3. Tom is playing the _____.
4. Mr. Campos is playing the _____.



2. Match the two parts of the expressions.

- | | |
|----------------|------------------|
| 1. I have an | a. feel alright! |
| 2. It makes me | b. helping hand. |
| 3. I need a | c. aching tooth. |

Now, write the expressions from exercise 2 under the correct picture.



I have an aching tooth _____.



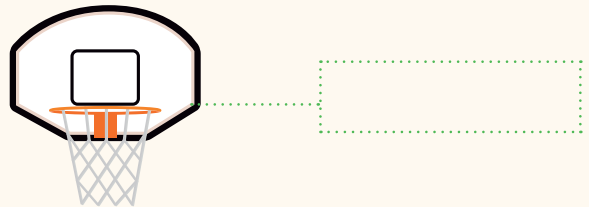
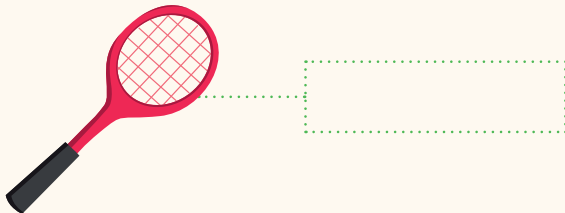
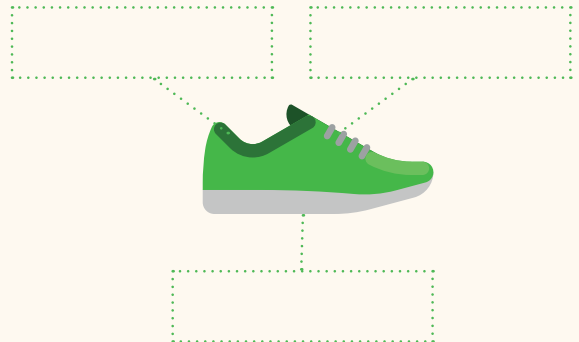
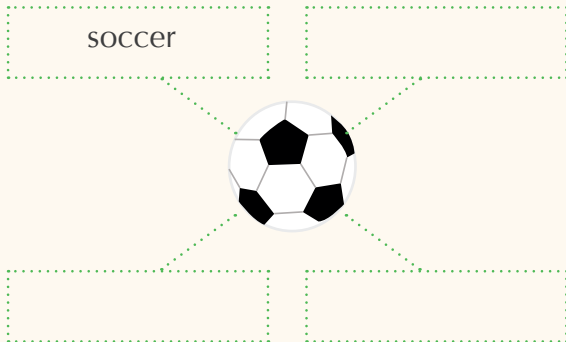
_____.



_____.

3. Classify the words from the box into the four different categories. You can repeat the words.

HOCKEY YOGA ~~SOCCER~~ BASKETBALL RUNNING TENNIS HIKING



4. Listen and practice the song “I like sports”.

I LIKE SPORTS

I like hiking, you like riding bikes,
She likes dancing, he likes flying kites.
Some play tennis, some play basketball.
Soccer, hockey, we can try them all.
Come on! Now it's time to go out and run.
Come on! Now it's time to play in the sun.
Moving is so fun! Let's go outside!
Let's enjoy the sun! You'll feel alright!
Come on! Now it's time to go out and run.
Come on! Now it's time to play in the sun.

Lesson 4

Day Two

1. Circle the correct alternative to complete the dialogs.

1. **A:** Mommy, today is your day. Happy _____ !

B: Thank you, darling.

a) Mother's Day

b) Independence Day

c) Thanksgiving

2. **A:** I'm so happy; it is _____ today!

B: Happy Birthday!

a) my birthday

b) Mother's Day

c) New Year's Eve

3. **A:** Hello, It is _____ today!

B: We should say "trick or treat".

a) Christmas

b) Halloween

c) Independence Day

4. **A:** Happy _____, José!

B: Happy New Year, too.

a) Birthday

b) Christmas

c) New Year

2. Classify the places into "mountain", "city" or "desert".

VALLE DEL ELQUI	CHUQUICAMATA	CAJÓN DEL MAIPO
TORRES DEL PAINE	CONCEPCIÓN	SAN PEDRO DE ATACAMA
HUMBERSTONE	PUNTA ARENAS	SANTIAGO

Mountains	City	Desert
Valle del Elqui		

3. Complete the parts of the songs with the words from the box. There are five extra words.

HELP	HAND	BIKES	DESERT	TOOTH
HOCKEY	BIRTHDAY	BOY	HUG	HAPPY
GRADUATIONS	CHRISTMAS	BEACH	TENNIS	HORSE

A SONG FOR MOMMY

If I need a helping ____ hand ____
Or I have an aching _____
Mom is there to give me a
_____,
Or to say just "I love you".

CELEBRATIONS!

If it's my _____,
Say "Happy birthday!"
And if it's _____,
Say "Merry Christmas".
At _____
"Congratulations!"

THE SPORTS SONG

I like hiking, you like riding
_____,
She likes dancing, he likes flying kites.
Some play _____, some play
basketball, soccer, _____;
we can try them all.

WHEN I WAS A BOY

When I was a _____
I lived in Chuquicamata,
I was so happy there, I was so
happy there, the _____
under the sun.

Lesson 5

Day One

Review Unit 3 & 4 (Part 1)


Speaking Practice

1. Practice the dialog with your partner. Then change roles.



Extra challenge!

Now practice the dialog using these celebrations:



Combate Naval de Iquique



New Year's



Your birthday

2. Complete the sentences with the words from the box. There are two extra words.

DIRTY	BIG	LONG	CLEAN	WARM
SMALL	THIN	LARGE	THICK	SHORT

1. Mary was observing small insects with her big magnifying glass in the forest.
2. Sofía is looking at _____ frogs through her magnifying glass.
3. This tree trunk is very _____, and we need a _____ trunk to make a tree house on it.
4. Ants are _____ and black, while worms are _____ and yellow.
5. You can't have lunch if your hands are _____. You must wash them in _____ water.

3. Complete the sentences with the actions from the box. There are two extra actions.

	DRIVING	LISTENING TO	WATCHING	PLAYING
	RIDING	PAINTING	DOING	WRITING
				PLAYING

1. Tom likes watching TV.
2. The animals are _____ a picture.
3. Sofía enjoys _____ poems.
4. Tom doesn't like _____ the guitar.
5. The children are _____ music.
6. Angie was _____ her bike on the street.
7. Mary likes _____ puzzles.

4. Match the questions with the corresponding answer.

- | | |
|---|----------------------------------|
| 1. What do you do in your free time? | Yes, I do. |
| 2. What's your favorite hobby? | I play the guitar and the piano. |
| 3. What's your favorite TV show? | Yes, I love TV shows. |
| 4. Do you like to play chess in your free time? | I like to play cards. |
| 5. Do you watch TV shows? | I love "The Simpsons". |

Lesson 5

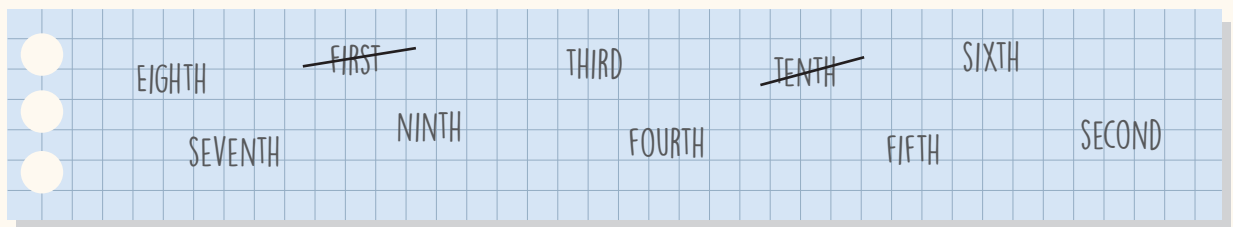
Day Two

Speaking Practice

1. Complete the dialog with your own information. Practice with your partner and change roles.



2. Organize the ordinal numbers from “first” to “tenth”.



First				
				Tenth

3. Look at the chart and answer the questions.

	Place	Activity	Souvenir
Mary	Santiago	rode a bike	a story book
Chippy	Concepción	baked a cake	a wool sweater
Dolores	Iquique	visited some friends	a picture of the sea

1. Where did Mary go on vacation?
She went to Santiago.
2. What did Chippy do in Concepción?
He _____.
3. What did Dolores do in Iquique?
She _____.
4. What did Mary bring back home?
She brought back _____.
5. What did Chippy bring back home?
He _____.
6. What did Dolores bring back home?
She _____.

4. Complete the sentences using the correct form of the word in parenthesis.

1. José is taller than Sofía. (tall)
2. Angélica's hair is _____ than Sofía's. (long)
3. Mr. Campos is _____ than Tom. (old)
4. Mary is _____ than Anita. (short)
5. Raúl is _____ than Jim. (young)



Lesson 6

Day One

Review Unit 3 & 4 (Part 2)

Speaking Practice

1. Practice the dialog with your partner. Then change roles.



2. Classify the following words into the corresponding celebrations.

EMPANADAS	BATTLE	FIREWORKS	BARBECUES	KITE
THANKS	PARADES	FLOWERS	FAMILY	TURKEY

FIESTAS PATRIAS
barbecues

GLORIAS NAVALES

THANKSGIVING

INDEPENDENCE DAY

3. Complete the questions using “What”, “When”, “Why” or “How”.

1. A: _____ do we celebrate Glorias Navales?

B: Because we commemorate the Battle of Iquique.

2. A: _____ do we celebrate Fiestas Patrias?

B: We dance cueca, fly kites and eat empanadas.

3. A: _____ do we celebrate Mother’s Day?

B: On May 10th.

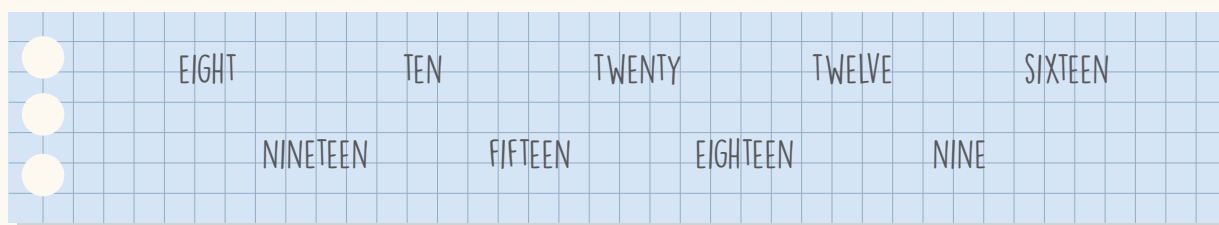
4. A: _____ are some of the holidays that people celebrate in the United States?

B: They celebrate Thanksgiving and Independence Day.

5. A: _____ do people from the United States celebrate Independence Day?

B: They have parades and cool barbecues.

4. Complete the sequences with the numbers from the box. There are two extra numbers.



a. 1, 3, 5, 7, _____

b. 2, 4, 6, 8, _____

c. 4, 8, 12, _____

d. 6, 9, 12, _____

e. 8, 12, 16, _____

f. 6, 9, _____, 15, _____

Lesson 6

Day Two

Speaking Practice

1. Practice the dialog with your partner. Then change roles.

Where is the police station?

It's next to the house.

Where is the mine?


It's behind the train station.

Where is the factory?

It's in front of the house.

And where is the house?

It's between the police station and the school.



2. Complete the recipe using the pictures.

First, beat the butter



, the _____



and the _____



Next, pour in the _____




, _____



, baking powder

and _____



powder.

Finally, mix everything and put it into the oven.

3. Read the sentences and match them with the corresponding pictures.

1. Chippy and Pancho were in the city.



2. They were performing in front of a church.



3. Chippy and his friends were at the bus station.



4. They loved to perform in front of the supermarket.



5. Pancho and Chippy were on the streets.



4. Underline the correct phrase to complete each sentence.

1. I'd like to go to the desert because **I love to swim** / it's so wonderful and big.

2. I like to go to the city because **It's so relaxing** / I like to go to the cinema.

3. I love to go to the country because **I like to go shopping** / it's relaxing.

4. I'd like to travel to the beach because **I love to swim** / I like the snowy mountains.

5. I'd like to visit the mountains because **I enjoy hiking** / I enjoy swimming.

Lesson 7

Day One

Summary Unit 3 and 4 (Part 3)

Speaking Practice

1. Practice the dialog with your partner. Then change roles.



2. Classify the clothing items into the corresponding season of the year. You can repeat the words.

	SWEATER	SHORTS	DRESS	SANDALS	BOOTS	SOCKS	PANTS
	UMBRELLA	SKIRT	GLOVES	COAT	T-SHIRT	KNIT CAP	SCARF

SUMMER

SPRING

WINTER

FALL

3. Read Pedro's plan and highlight the places named in this unit.



I'm going to the city to visit my sister. I'm going with my mom. We have to be at the bus station tomorrow morning. Look at the map of my sister's city!
Here is the square; it's very near the train station.
There is a church in front of the school my sister's son goes to.
Here is the fire station; it's between the police station and the hospital.

4. The text is about _____. a) future plans b) everyday activities


5. Read Pedro's plan again and draw the missing places.



6. Unscramble the letters to find the correct preposition according to the pictures.



The tree is _____ the house.
(bndehi)



The bus is _____ the house.
(ni fntor fo)




The tree is _____ the house.
(ntex ot)



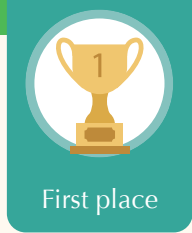
The house is _____ the bus and the tree.
(beweten)

Lesson 7

Day Two



Race



First place

Speaking Practice

1. Practice the dialog with your partner. Then change roles.



2. Look at the pictures and complete the sentences.

My little brother walks very slowly.



My big sister walks very fast.

1.



Airplanes fly very _____ fast _____.

2.



The train runs very _____.

3.



The hare is very _____.

4.



The tortoise walks very _____.

3. Read the fable "The tortoise and the hare" and number the sequence of pictures.

THE TORTOISE AND THE HARE

Once upon a time a hare talked about how fast he could run.

One day a tortoise invited the hare to have a race.

The race started and the hare ran very fast.

The tortoise walked very slowly.

The hare stopped to sleep in the forest but the tortoise never stopped walking.

When the hare woke up, the tortoise got first place.

The tortoise finally won the race!

Moral: Overconfidence can cause problems.

KEY WORDS:

Once upon a time:

Érase una vez



Won: Ganó

Stopped: Paró

Moral: Moraleja

Overconfidence:

Exceso de confianza



Extra challenge!

Re-tell the fable 'The Tortoise and the Hare' using the pictures above. Work with your partner.

Anexo

⋮ Vocabulario, rimas
⋮
⋮ canciones y poemas

Unidad I

School starts again

El colegio comienza nuevamente

Lección 1 Welcome back Bienvenidos	
Frases:	
I missed you	Te extrañé / los extrañé
How was your... (summer)?	¿Cómo estuvo tu... (verano)?
Where did you go?	¿Dónde fuiste / fueron?
What did you do... (this summer)?	¿Qué hiciste / hicieron... (este verano)?
It was so much fun!	¡Fue muy entretenido!
Palabras clave:	
Went	Fui / fuimos
Had	Tuve / tuvimos
Made	Hice / hicimos
Swam	Nadé / nadamos
Mad	Enojada(o)
Sixth grade	Sexto grado / año
Lección 2 Important women Mujeres importantes	
Frases:	
What do you want?	¿Qué quieres / quieren?
Let's go to the library	Vamos a la biblioteca
That's the idea!	¡Esa es la idea!
See you tomorrow, children	Hasta mañana, niños(as)
Palabras clave:	
Woman	Mujer
Women	Mujeres
Man	Hombre
Men	Hombres
Lección 3 Mother's Day Día de la madre	
Frases:	
I have an aching tooth	Me duele un diente / muela
It makes me feel alright!	¡Me hace sentir bien!
Thank you for your help!	¡Gracias por tu ayuda!
I need a helping hand	Necesito una mano (de ayuda)

Palabras clave:	
Hungry	Hambriento(a)
Sad	Triste
Call	Llamar
Bake	Hornear
Pie	Pastel / tarta / empanada
Lección 4 I miss you Te extraño / Los extraño	
Frases:	
Are you sure?	¿Estás seguro(a)? / ¿Están seguros(as)?
What's going on?	¿Qué sucede?
Last Saturday	El sábado pasado
We had a great time!	¡Lo pasamos muy bien!
Palabras clave:	
Wonderful	Maravilloso
Lip-gloss	Brillo de labios
Letter	Carta
Street market	Feria libre
Fried chicken	Pollo frito
Yesterday	Ayer
Homemade bread	Pan casero
Weekends	Fines de semana
Zoo	Zoológico
Lección 5 Who's in your family? ¿Quiénes son los miembros de tu familia?	
Frases:	
Do you have any... (brothers)?	¿Tienes...(hermanos)?
I don't have any brothers	No tengo hermanos (varones)
Palabras clave:	
Grandma	Abuelita
Grandpa	Abuelito
Grandparents	Abuelos
Husband	Esposo
Wife	Esposa
Daughter	Hija
Lección 6 When I was nine Cuando yo tenía nueve años	
Frases:	
Let me show you	Déjame mostrarte

Look what I've found!	¡Miren lo que he encontrado!
Guess what it says!	¡Adivinen lo que dice!
I finished!	¡Terminé!
We were having fun!	¡Estábamos divirtiéndonos!
It was raining	Estaba lloviendo

Unidad II

What is your favorite sport?

¿Cuál es tu deporte favorito?

Lección 1 | José's secret | El secreto de José

Frases:

How was your... (weekend)?	¿Cómo estuvo tu... (fin de semana)?
I stayed home	Me quedé en casa
What's up?	¿Qué pasa?
Can I see them?	¿Puedo verlos(as)?
Where were you, children?	¿Dónde estaban, niños?
What do you want... (to know)?	¿Qué quieren / es... (saber)?
Did you have... (friends)?	¿Tenías...(amigos)?
What were they like?	¿Cómo eran?

Palabras clave:

Best friend	Mejor amigo(a)
Twin brother	Hermano gemelo
Tall	Alto(a)
Thin	Delgado(a)
Copper mine	Mina de cobre
Little pig	Cerdito
Market	Feria / mercado
Roast beef	Carne de vacuno asada

Lección 2 | I feel healthy | Me siento saludable

Frases:

English speaking countries	Países de habla inglesa
You have two minutes	Tienen dos minutos
You are all winners!	¡Son todos ganadores!
No, I don't like it either	No, tampoco me gusta

Palabras clave:

Competition	Competencia
Soccer	Fútbol (en inglés estadounidense)
Football	Fútbol (en inglés británico)
I'm hungry	Tengo hambre

Lección 3 | The sports song | Canción de los deportes

Frases:

We can try them all	Podemos practicarlos todos
Come on!	¡Vamos!
Now it's time to go out and run	Ahora es momento de salir y correr
Moving is so fun!	¡Moverse es tan divertido!
Let's go outside!	¡Salgamos!
Let's enjoy the sun!	¡Disfrutemos el sol!
You'll feel alright!	¡Te sentirás bien!

Palabras clave:

Walking	Caminar
---------	---------

Lección 4 | Leaves are falling | Las hojas caen

Frases:

How often do you... (eat oranges)?	¿Cuán a menudo... (comes naranjas)?
I can't do anything!	No puedo hacer nada
I don't think that's true	No creo que eso sea verdad
Cook breakfast	Preparar el desayuno
Brush your teeth	Lavarse los dientes
Play cards	Jugar a las cartas
Listen to music	Escuchar música
Watch television	Ver televisión
Do puzzles	Hacer crucigramas
Draw a picture	Hacer un dibujo
Write a story	Escribir un cuento / historia

Palabras clave:

Always	Siempre
Every day	Todos los días
Never	Nunca
Sometimes	A veces

Left	Izquierda
Right	Derecha
Center	Centro

Lección 5 | I play the flute | Yo toco la flauta

Frases:

Today you take home a book	Hoy llevan un libro a casa
I think... (it's a present)	Creo que...(es un regalo)
This book is very interesting	Este libro es muy interesante
Do you like Christmas?	¿Te gusta la navidad?
Do you play the piano?	¿Tocas el piano?

Palabras clave:

Guitar	Guitarra
Flute	Flauta
Keyboard	Teclado
Violin	Violín
Piano	Piano
Drums	Batería
Bass guitar	Bajo eléctrico
Doorbell	Timbre

Lección 6 | Mother's Day | Día de la madre

Frases:

You look worried	Te ves preocupado(a)
I have no money	No tengo dinero
I don't know... (what to buy her)	No sé...(qué comprarle)
You can make her something	Puedes hacerle algo
I guess I could do that	Supongo que podría hacer eso
Are you thinking what I'm thinking?	¿Estás pensando lo que yo estoy pensando?
Anything in particular	¿Algo en particular?

Unidad III

The chocolate cake was great!

¡La torta de chocolate estaba genial!

Lección 1 | In the forest | En el bosque

Frases:

I want to ... (wash my hands)	Quiero...(lavarme las manos)
Do you want...(to share your work with us, Tom?)	¿Quieres...(compartir tu trabajo con nosotros, Tom?)
But, what are you writing?	Pero, ¿qué estás escribiendo?
I'm writing down... (my observations)	Estoy escribiendo... (mis observaciones)
It's time for a break!	¡Es hora del recreo!

Palabras clave:

Big	Grande
Small	Pequeño(a)
Thick	Grueso(a)
Thin	Delgado(a)
Long	Largo(a)
Short	Corto(a)
Dirty	Sucio(a)
Clean	Limpio(a)
Frog	Rana
Magnifying glass	Lupa
Tree trunk	Tronco
Report	Informe
Forest	Bosque
Stories	Cuentos
Rhyme	Rima
Worm	Gusano
Natural elements	Elementos naturales

Lección 2 | In my free time | En mi tiempo libre

Frases:

You look very nice	Te ves muy bien
You're brilliant!	¡Eres brillante!
Cool!	¡Genial!

I have a lot of... (free time)	Tengo mucho... (tiempo libre)
Writing poems	Escribir poemas
Listening to music	Escuchar música
Playing the flute	Tocar la flauta
Playing basketball	Jugar básquetbol
Watching movies	Ver películas
Making cookies	Hacer galletas
Riding my bike	Andar en bicicleta
Playing chess	Jugar ajedrez
Time's up!	¡Terminó el tiempo!

Palabras clave:

Cold	Frío
Unbelievable	Increíble
Reading	Leer
Painting	Pintar
Hobbies	Pasatiempos
Keyboard	Teclado

Lección 3 | Mr. Campos' song | La canción de Mr. Campos

Frases:

When I was a boy	Cuando era niño
I was so happy there	Era tan feliz allí
I loved to...(play in the snow)	Me encantaba...(jugar en la nieve)
The desert under the sun	El desierto bajo el sol

Palabras clave:

City	Ciudad
Busy	Ocupado(a)
Big	Grande
Relaxing	Relajante
Cold	Frío(a)
Beautiful	Hermoso(a)
Snowy	Nevado(a)

Lección 4 | National Holidays | Fiestas Patrias

Frases:

What is this date?	¿Qué fecha es esta?
We are going to...(have a lottery)	Vamos a...(jugar lotería)
I want to win!	¡Yo quiero ganar!

I need to...(feed my stomach)	Necesito...(alimentar mi estómago)
Does everyone have... (a lottery ticket)?	¿Todos tienen... (sus cartones de lotería)?
I hope I'll win	Espero ganar
I have heard of that	He escuchado eso
Fly kites	Elevar volantines
Yummy	Mmm, ¡Qué rico!
Well done!	¡Bien hecho!
What's the matter?	¿Qué sucede?
How do you make it?	¿Cómo lo haces?
Do you know how to make it?	¿Sabes cómo hacerlo?

Palabras clave:

Parade	Desfile
Fireworks	Fuegos artificiales
Lottery ticket	Cartón de lotería
Thanksgiving	Día de Acción de Gracias
Turkey	Pavo
Beans	Porotos
Corn	Choclo / maíz
Bread	Pan
Pie	Pastel / tarta / empanada
Candy	Dulces
Choose	Elegir
Onion cake	Pastel de cebolla

Lección 5 | A chocolate cake | Una torta de chocolate

Frases:

Thank you for...(coming to my house)	Gracias por...(venir a mi casa)
It's my parents' anniversary	Es el aniversario de mis padres
I don't know...(what present to give them)	No sé...(qué regalarles)
You should...(make them something)	Deberías...(hacerles algo)
What can I wear?	¿Qué puedo ponerme?
What do you like wearing in cold weather?	¿Qué te / les gusta vestir cuando hace frío?

Palabras clave:	
Wedding	Matrimonio
Flowers	Flores
Birthday party	Fiesta de cumpleaños
Christmas	Navidad
Graduation ceremony	Ceremonia de graduación
Butter	Mantequilla
Sugar	Azúcar
Eggs	Huevos
Milk	Leche
Flour	Harina
Baking powder	Polvos de hornear
Flavoring	Saborizante
Vanilla cake	Torta / queque de vainilla
Chocolate powder	Chocolate en polvo
Oven	Horno
Mix	Mezclar
Beat	Batir
Pour	Vaciar

Lección 6 | Winter break | Vacaciones de invierno

Frases:	
It's so...(windy)!	¡Hay tanto...(viento)!
The driest desert in the world	El desierto más árido del mundo
It's very hot...(during the day)	Hace mucho calor...(durante el día)
At night...(it's foggy and cold)	Por las noches...(hay niebla y frío)
You need...(something to stay warm)	Necesitas...(algo para mantenerte abrigado)
Palabras clave:	
Clothes	Ropa
Pants	Pantalones
Boots	Botas
Coats	Abrigos
Scarf	Bufanda
Gloves	Guantes
Skirt	Falda
Shorts	Pantalón corto

Dress	Vestido
Sandals	Sandalias
Socks	Calcetines
Knit cap	Gorro de lana
Places	Lugares
Landscapes	Paisajes
Usually	Normalmente / generalmente
Often	A menudo
Hardly ever	Casi nunca

Unidad IV

Do you like outdoor activities?

¿Te gustan las actividades al aire libre?

Lección 1 | Back from vacation | De vuelta de vacaciones

Frases:

Did you enjoy...(your vacation)?	¿Disfrutaste / disfrutaron...(sus vacaciones)?
Where do people speak English?	¿Dónde se habla inglés?
He got sick	Se enfermó
That's too bad!	¡Qué lástima!
I hope...(you all brought souvenirs)	Espero que...(hayan traído recuerdos)
Where did you go?	¿Dónde fuiste / fueron?
I didn't go anywhere	No fui a ningún lugar

Palabras clave:

First	Primero
Second	Segundo
Third	Tercero
Fourth	Cuarto
Fifth	Quinto
Sixth	Sexto
Seventh	Séptimo
Eighth	Octavo
Ninth	Noveno

Tenth	Décimo
Housework	Tareas de la casa
Pretty	Lindo(a)
Earrings	Aros

Lección 2 | What are you like? | ¿Como eres?

Frases:

What are they like?	¿Como son?
---------------------	------------

Palabras clave:

Black	Negro(a)
Light brown	Café claro
Tall	Alto(a)
Short	Bajo(a)
Old	Mayor / viejo(a)
Young	Menor / joven
Hair	Cabello

Lección 3 | Let's celebrate | Celebremos

Frases:

Come on!	¡Vamos!
Join me!	¡Acompáñame!
Have...(a party)	Tener...(una fiesta)
Have...(a happy day)	Tener...(un feliz día)
If it's my birthday say "Happy birthday"	Si es mi cumpleaños, di "feliz cumpleaños"
Merry Christmas	Feliz Navidad
Even in...(May)	Incluso en...(mayo)
All you need is...(learn what to say)	Todo lo que necesitas es...(aprender qué decir)
Trick or treat	Dulce o travesura
Eating a cake	Comer una torta / queque

Palabras clave:

Need	Necesitar
Halloween	Día de Brujas
Party	Fiesta
New Year's	Año Nuevo
Christmas	Navidad
Say	Decir
Congratulations	Felicitaciones

Lección 4 | So many places to see | Tantos lugares que ver

Frases:

The flowers are blooming	Las flores están floreciendo
Let's go for a walk	Vamos a dar un paseo
Why are you crying?	¿Por qué lloras?
We traveled to many places together	Viajamos a muchos lugares juntos
We always had so much fun!	¡Siempre lo pasamos muy bien!
Where would you like to go?	¿Dónde te / les gustaría ir?

Palabras clave:

Springtime	Primavera
Cities	Ciudades
Church	Iglesia
Supermarket	Supermercado
Bus station	Estación de buses
Streets	Calles
Country	Campo / país
Valley	Valle
Beach	Playa
Mountains	Montañas
Desert	Desierto

Lección 5 | My visit to the city | Mi visita a la ciudad

Frases:

I like swimming...(in the ocean)	Me gusta nadar...(en el océano / mar)
I like looking at...(the ships)	Me gusta mirar...(los barcos)
I'm leaving...(tomorrow morning)	Me voy...(mañana por la mañana)
How are you getting there?	¿Cómo llegarás ahí?

Palabras clave:

City square	Plaza
Train station	Estación de trenes
School	Escuela
Hospital	Hospital

Factory	Fábrica
Mine	Mina
Fire station	Estación de bomberos
Police station	Estación de policías
Behind	Detrás (de)
Between	Entre
In front of	Delante de
Next to	Al lado de

Lección 6 | A nature walk | Un paseo por la naturaleza

Frases:

I agree!	¡Estoy de acuerdo!
I choose a word	Elijo una palabra
You have to guess	Tienen que adivinar
He must be nearby	Debe estar por aquí cerca
All of you win!	¡Todos ganan!

Palabras clave:

Environment	Medioambiente
Rocks	Rocas / piedras
Field	Campo (parcela)

Rimas, canciones y poemas

IF YOU'RE HAPPY

If you're happy and you know it, clap your hands.
If you're happy and you know it,
clap your hands.
If you're happy and you know it, and you really want to show it,
If you're happy and you know it, clap your hands!

THE ABC RAP

A, B, C, D, E, F, G, H, I, J, K, L, M, N, O,
P, Q, R, S, T, U, V, W, X, Y, Z.

A SONG FOR MOMMY

If I need a helping hand or I have an aching tooth,
Mom is there to give me a hug or to say just 'I love you'.

Oh, Mommy! Oh, Mommy, Mommy! Oh, Mommy!
Oh, Mommy, Mommy! Oh, Mommy! Mommy, I love you!!

When I'm hungry or I'm sad, I can always call my mom,
She will bake an apple pie,
That will make me feel alright.

Oh, Mommy! Oh, Mommy, Mommy! Oh, Mommy!
Oh, Mommy, Mommy! Oh, Mommy! Mommy, I love you!

WHEN I WAS NINE

I have a mother, I have a father,
I have a sister,
I have a brother.
My mother was thirty, my sister was five,
My father was forty when I was nine.

THIS LITTLE PIG

This little pig went to the market.
This little pig stayed home. This little pig had roast beef.
This little pig had none.
This little pig cried "wee, wee, wee, wee!" all the way home.

AUTUMN RAP

Leaves are falling to the ground.
Look at all the colors: red, yellow, brown.
Listen to the rain falling on the leaves. Come and play with me.
One, two, three!

EASTER

Easter is a happy day.
We get lots of Easter eggs.
Easter, Easter, that's today,
Come and look for Easter eggs.

I LIKE SPORTS

I like hiking, you like riding bikes,
She likes dancing, he likes flying kites. Some play tennis,
some play basketball. Soccer, hockey, we can try them all.
Come on! Now it's time to go out and run. Come on! Now
it's time to play in the sun.

Moving is so fun! Let's go outside! Let's enjoy the sun!
You'll feel alright!
Come on! Now it's time to go out and run. Come on! Now
it's time to play in the sun.

WHEN I WAS A BOY

When I was a boy, I lived in the mountains.
I was so happy there, I was so happy there, I loved to play in the snow.
I was so happy there, I was so happy there, I loved to play in the snow.

When I was a boy, I lived in Chuquicamata.
I was so happy there, I was so happy there, the desert under the sun.
I was so happy there, I was so happy there, The desert under the sun.

When I was a boy, I lived in New York City.
I was so happy there, I was so happy there, The city's busy and big.
I was so happy there, I was so happy there, The city's busy and big.

CELEBRATIONS!

Celebrations! Celebrations! Celebrations! Celebrations!

Come on, join me, let's celebrate! Have a party, it's a special day.

In March, October, even in May,
All you need is to learn what to say.

If it's my birthday, say 'Happy birthday!'
And, if it's Christmas, say 'Merry Christmas!' At graduations 'Congratulations!'

Celebrations! Celebrations! Celebrations! Celebrations!

Come on, join me, let's celebrate! Have a party, it's a special day.

In March, October, even in May
All you need is to learn what to say.

At Halloween, say 'Trick or treat!'
If it's New Year's, 'Happy New Year!'
On Mother's Day, 'Have a happy day!'

Celebrations! Celebrations! Celebrations! Celebrations!

Come on, join me, let's celebrate! Have a party, it's a special day.

In March, October, even in May
All you need is to learn what to say.

SPRING IS HERE

Spring is here, spring is here,
And the sky is blue and clear.
Winter and the cold have passed,
Now the summer's coming fast!

